District	1
Adj_Population	176,667
Deviation	3,785
% Deviation	2.19%
ernate Schwartzberg	1.63
Polsby Popper	0.38
Perimeter	13.52
Reock	0.42
Adj_Hispanic Origin	22,186
Adj_Hispanic Origin	12.56%
Adj_NH_DOJ_Wht	81,948
% Adj_NH_DOJ_Wht	46.39%
Adj_NH_DOJ_Blk	8,826
% Adj_NH_DOJ_Blk	5%
Adj_NH_DOJ_Ind	449
% Adj_NH_DOJ_Ind	0.25%
Adj_NH_DOJ_Asn	59,400
% Adj_NH_DOJ_Asn	33.62%
Adj_NH_DOJ_Hwn	166
% Adj_NH_DOJ_Hwn	0.09%
Adj_NH_DOJ_Oth	2,558
% Adj_NH_DOJ_Oth	1.45%
Adj_18+_Pop	152,010
% Adj_18+_Pop	86.04%
Adj_H18+_Pop	18,382
% Adj_H18+_Pop	12.09%
dj_NH18+_DOJ_Wht	72,190
dj_NH18+_DOJ_Wht	47.49%
Adj_NH18+_DOJ_Blk	7,339
Adj_NH18+_DOJ_Blk	4.83%
dj_NH18+_DOJ_Ind	411
dj_NH18+_DOJ_Ind	0.27%
dj_NH18+_DOJ_Asn	50,625
dj_NH18+_DOJ_Asn	33.3%
j_NH18+_DOJ_Hwn	129

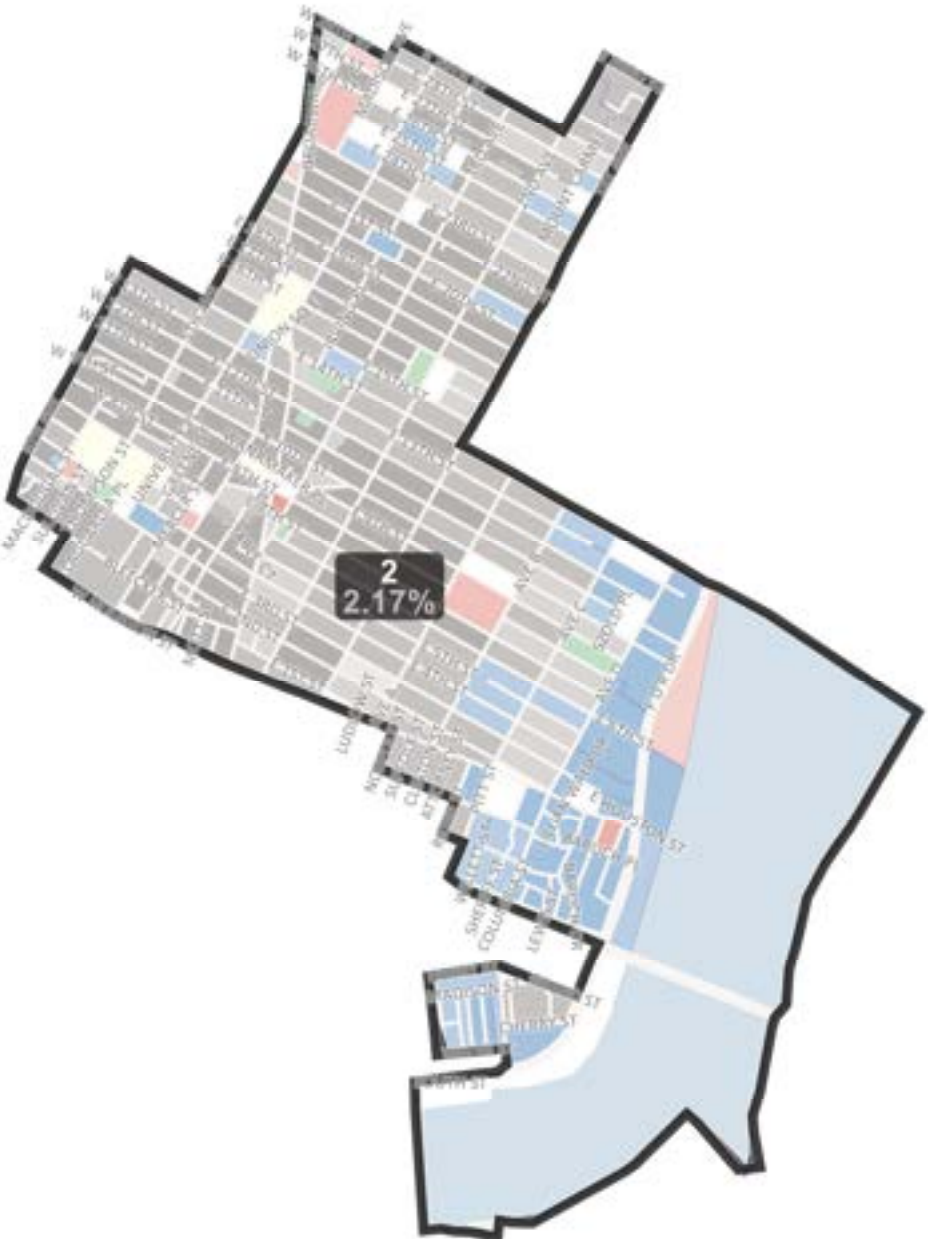

District	2
Adj_Population	176,627
Deviation	3,745
% Deviation	2.17%
ernate Schwartzberg	1.85
Polsby Popper	0.29
Perimeter	10.17
Reock	0.39
Adj_Hispanic Origin	34,144
Adj_Hispanic Origin	19.33%
Adj_NH_DOJ_Wht	95,116
% Adj_NH_DOJ_Wht	53.85%
Adj_NH_DOJ_Blk	13,416
% Adj_NH_DOJ_Blk	7.6%
Adj_NH_DOJ_Ind	543
% Adj_NH_DOJ_Ind	0.31%
Adj_NH_DOJ_Asn	28,849
% Adj_NH_DOJ_Asn	16.33%
Adj_NH_DOJ_Hwn	250
% Adj_NH_DOJ_Hwn	0.14%
Adj_NH_DOJ_Oth	2,697
% Adj_NH_DOJ_Oth	1.53%
Adj_18+_Pop	159,320
% Adj_18+_Pop	90.2%
Adj_H18+_Pop	28,875
% Adj_H18+_Pop	18.12%
dj_NH18+_DOJ_Wht	88,763
dj_NH18+_DOJ_Wht	55.71%
Adj_NH18+_DOJ_Blk	11,196
Adj_NH18+_DOJ_Blk	7.03%
dj_NH18+_DOJ_Ind	489
dj_NH18+_DOJ_Ind	0.31%
dj_NH18+_DOJ_Asn	26,060
dj_NH18+_DOJ_Asn	16.36%
j_NH18+_DOJ_Hwn	236
j_NH18+_DOJ_Hwn	0.15%
dj_NH18+_DOJ_Oth	2,294
dj_NH18+_DOJ_Oth	1.44%

©2021 CALIPER

District	3
Adj_Population	175,888
Deviation	3,006
% Deviation	1.74%
ernate Schwartzberg	1.41
Polsby Popper	0.5
Perimeter	10.05
Reock	0.38
Adj_Hispanic Origin	27,107
Adj_Hispanic Origin	15.41%
Adj_NH_DOJ_Wht	102,430
% Adj_NH_DOJ_Wht	58.24%
Adj_NH_DOJ_Blk	11,548
% Adj_NH_DOJ_Blk	6.57%
Adj_NH_DOJ_Ind	658
% Adj_NH_DOJ_Ind	0.37%
Adj_NH_DOJ_Asn	29,920
% Adj_NH_DOJ_Asn	17.01%
Adj_NH_DOJ_Hwn	139
% Adj_NH_DOJ_Hwn	0.08%
Adj_NH_DOJ_Oth	2,913
% Adj_NH_DOJ_Oth	1.66%
Adj_18+_Pop	160,602
% Adj_18+_Pop	91.31%
Adj_H18+_Pop	23,767
% Adj_H18+_Pop	14.8%
dj_NH18+_DOJ_Wht	95,493
dj_NH18+_DOJ_Wht	59.46%
Adj_NH18+_DOJ_Blk	9,934
Adj_NH18+_DOJ_Blk	6.19%
dj_NH18+_DOJ_Ind	592
dj_NH18+_DOJ_Ind	0.37%
dj_NH18+_DOJ_Asn	27,166
dj_NH18+_DOJ_Asn	16.92%
fj_NH18+_DOJ_Hwn	122
fj_NH18+_DOJ_Hwn	0.08%
dj_NH18+_DOJ_Oth	2,538
dj_NH18+_DOJ_Oth	1.58%

District	4
Adj_Population	176,922
Deviation	4,040
% Deviation	2.34%
ernate Schwartzberg	1.94
Polsby Popper	0.27
Perimeter	12.47
Reock	0.26
Adj_Hispanic Origin	14,035
Adj_Hispanic Origin	7.93%
Adj_NH_DOJ_Wht	120,693
% Adj_NH_DOJ_Wht	68.22%
Adj_NH_DOJ_Blk	6,775
% Adj_NH_DOJ_Blk	3.83%
Adj_NH_DOJ_Ind	382
% Adj_NH_DOJ_Ind	0.22%
Adj_NH_DOJ_Asn	31,269
% Adj_NH_DOJ_Asn	17.67%
Adj_NH_DOJ_Hwn	107
% Adj_NH_DOJ_Hwn	0.06%
Adj_NH_DOJ_Oth	2,828
% Adj_NH_DOJ_Oth	1.6%
Adj_18+_Pop	157,343
% Adj_18+_Pop	88.93%
Adj_H18+_Pop	12,026
% Adj_H18+_Pop	7.64%
dj_NH18+_DOJ_Wht	108,645
dj_NH18+_DOJ_Wht	69.05%
Adj_NH18+_DOJ_Blk	5,981
Adj_NH18+_DOJ_Blk	3.8%
dj_NH18+_DOJ_Ind	341
dj_NH18+_DOJ_Ind	0.22%
dj_NH18+_DOJ_Asn	27,315
dj_NH18+_DOJ_Asn	17.36%
j_NH18+_DOJ_Hwn	89
j_NH18+_DOJ_Hwn	0.06%
dj_NH18+_DOJ_Oth	2,305
dj_NH18+_DOJ_Oth	1.46%

District	5
Adj_Population	176,635
Deviation	3,753
% Deviation	2.17%
ernate Schwartzberg	1.71
Polsby Popper	0.34
Perimeter	6.59
Reock	0.28
Adj_Hispanic Origin	13,467
Adj_Hispanic Origin	7.62%
Adj_NH_DOJ_Wht	131,909
% Adj_NH_DOJ_Wht	74.68%
Adj_NH_DOJ_Blk	4,459
% Adj_NH_DOJ_Blk	2.52%
Adj_NH_DOJ_Ind	388
% Adj_NH_DOJ_Ind	0.22%
Adj_NH_DOJ_Asn	22,837
% Adj_NH_DOJ_Asn	12.93%
Adj_NH_DOJ_Hwn	66
% Adj_NH_DOJ_Hwn	0.04%
Adj_NH_DOJ_Oth	2,804
% Adj_NH_DOJ_Oth	1.59%
Adj_18+_Pop	152,320
% Adj_18+_Pop	86.23%
Adj_H18+_Pop	11,226
% Adj_H18+_Pop	7.37%
dj_NH18+_DOJ_Wht	115,563
dj_NH18+_DOJ_Wht	75.87%
Adj_NH18+_DOJ_Blk	3,895
Adj_NH18+_DOJ_Blk	2.56%
dj_NH18+_DOJ_Ind	321
dj_NH18+_DOJ_Ind	0.21%
dj_NH18+_DOJ_Asn	18,475
dj_NH18+_DOJ_Asn	12.13%
j_NH18+_DOJ_Hwn	54
j_NH18+_DOJ_Hwn	0.04%
dj_NH18+_DOJ_Oth	2,236
dj_NH18+_DOJ_Oth	1.47%

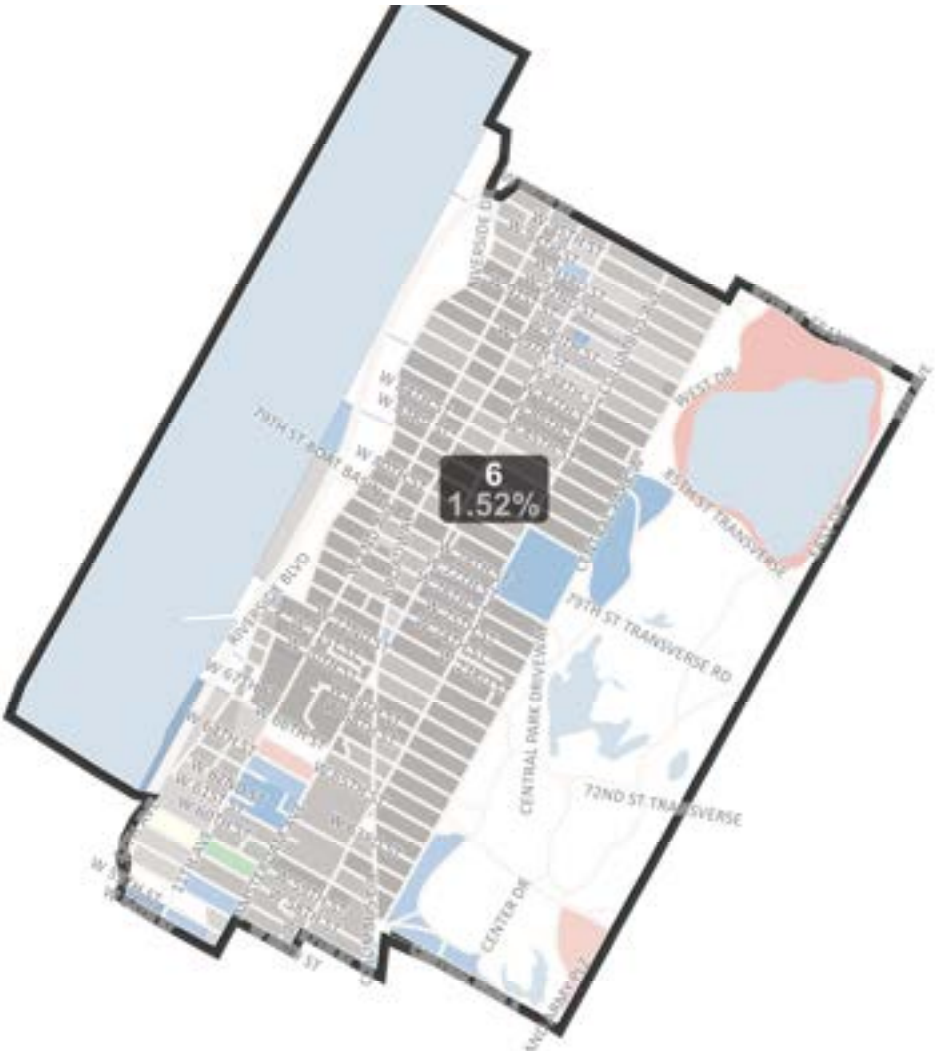

Polsby Popper	0.6
Perimeter	8.4
Reock	0.58
Adj_Hispanic Origin	21,092
Adj_Hispanic Origin	12.02%
Adj_NH_DOJ_Wht	117,013
% Adj_NH_DOJ_Wht	66.67%
Adj_NH_DOJ_Blk	10,200
% Adj_NH_DOJ_Blk	5.81%
Adj_NH_DOJ_Ind	515
% Adj_NH_DOJ_Ind	0.29%
Adj_NH_DOJ_Asn	22,307
% Adj_NH_DOJ_Asn	12.71%
Adj_NH_DOJ_Hwn	75
% Adj_NH_DOJ_Hwn	0.04%
Adj_NH_DOJ_Oth	3,442
% Adj_NH_DOJ_Oth	1.96%
Adj_18+_Pop	149,685
% Adj_18+_Pop	85.29%
Adj_H18+_Pop	17,669
% Adj_H18+_Pop	11.8%
dj_NH18+_DOJ_Wht	101,309
dj_NH18+_DOJ_Wht	67.68%
Adj_NH18+_DOJ_Blk	8,844
Adj_NH18+_DOJ_Blk	5.91%
dj_NH18+_DOJ_Ind	446
dj_NH18+_DOJ_Ind	0.3%
dj_NH18+_DOJ_Asn	17,960
dj_NH18+_DOJ_Asn	12%
j_NH18+_DOJ_Hwn	66
j_NH18+_DOJ_Hwn	0.04%
dj_NH18+_DOJ_Oth	2,731
dj_NH18+_DOJ_Oth	1.82%

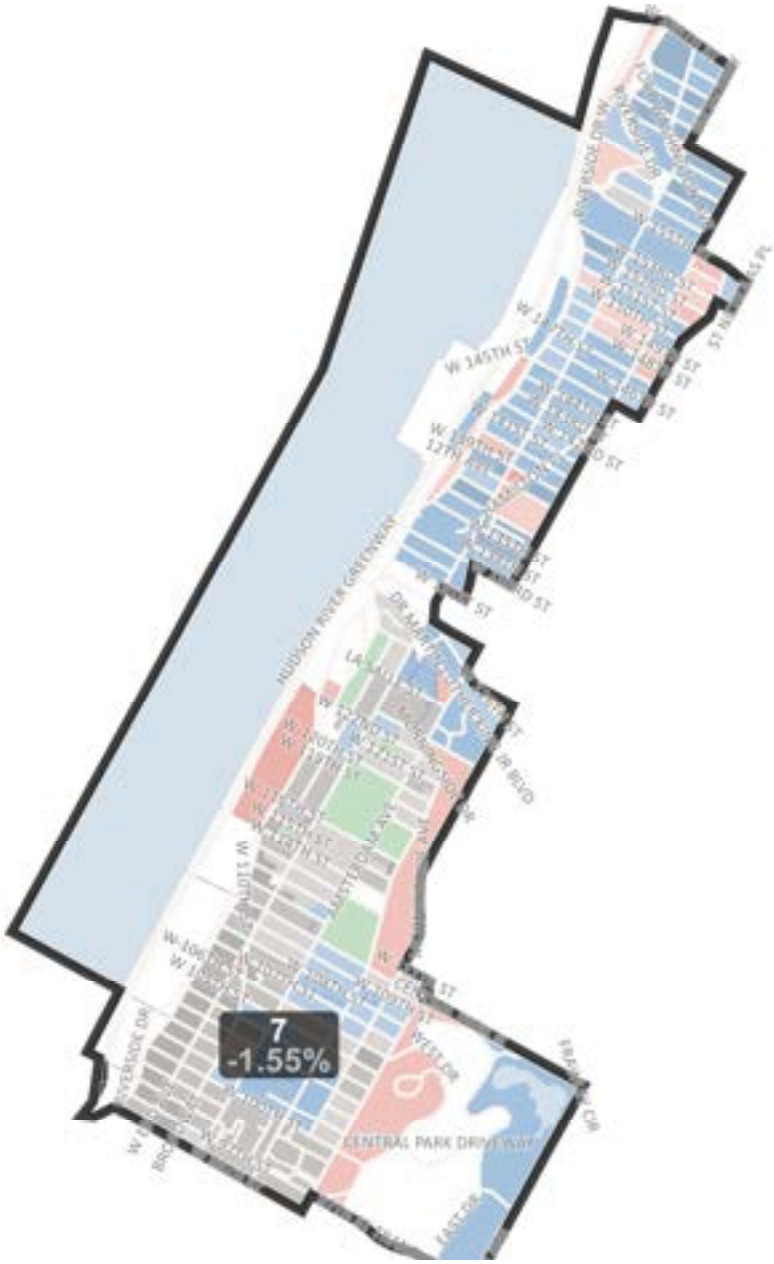

District	7
Adj_Population	170,208
Deviation	-2,674
% Deviation	-1.55%
ernate Schwartzberg	1.73
Polsby Popper	0.33
Perimeter	11.19
Reock	0.31
Adj_Hispanic Origin	62,250
Adj_Hispanic Origin	36.57%
Adj_NH_DOJ_Wht	57,543
% Adj_NH_DOJ_Wht	33.81%
Adj_NH_DOJ_Blk	26,523
% Adj_NH_DOJ_Blk	15.58%
Adj_NH_DOJ_Ind	591
% Adj_NH_DOJ_Ind	0.35%
Adj_NH_DOJ_Asn	19,192
% Adj_NH_DOJ_Asn	11.28%
Adj_NH_DOJ_Hwn	81
% Adj_NH_DOJ_Hwn	0.05%
Adj_NH_DOJ_Oth	2,534
% Adj_NH_DOJ_Oth	1.49%
Adj_18+_Pop	147,337
% Adj_18+_Pop	86.56%
Adj_H18+_Pop	51,676
% Adj_H18+_Pop	35.07%
dj_NH18+_DOJ_Wht	51,712
dj_NH18+_DOJ_Wht	35.1%
Adj_NH18+_DOJ_Blk	22,702
Adj_NH18+_DOJ_Blk	15.41%
dj_NH18+_DOJ_Ind	530
dj_NH18+_DOJ_Ind	0.36%
dj_NH18+_DOJ_Asn	17,308
dj_NH18+_DOJ_Asn	11.75%
j_NH18+_DOJ_Hwn	57
j_NH18+_DOJ_Hwn	0.04%
dj_NH18+_DOJ_Oth	2,093
dj_NH18+_DOJ_Oth	1.42%

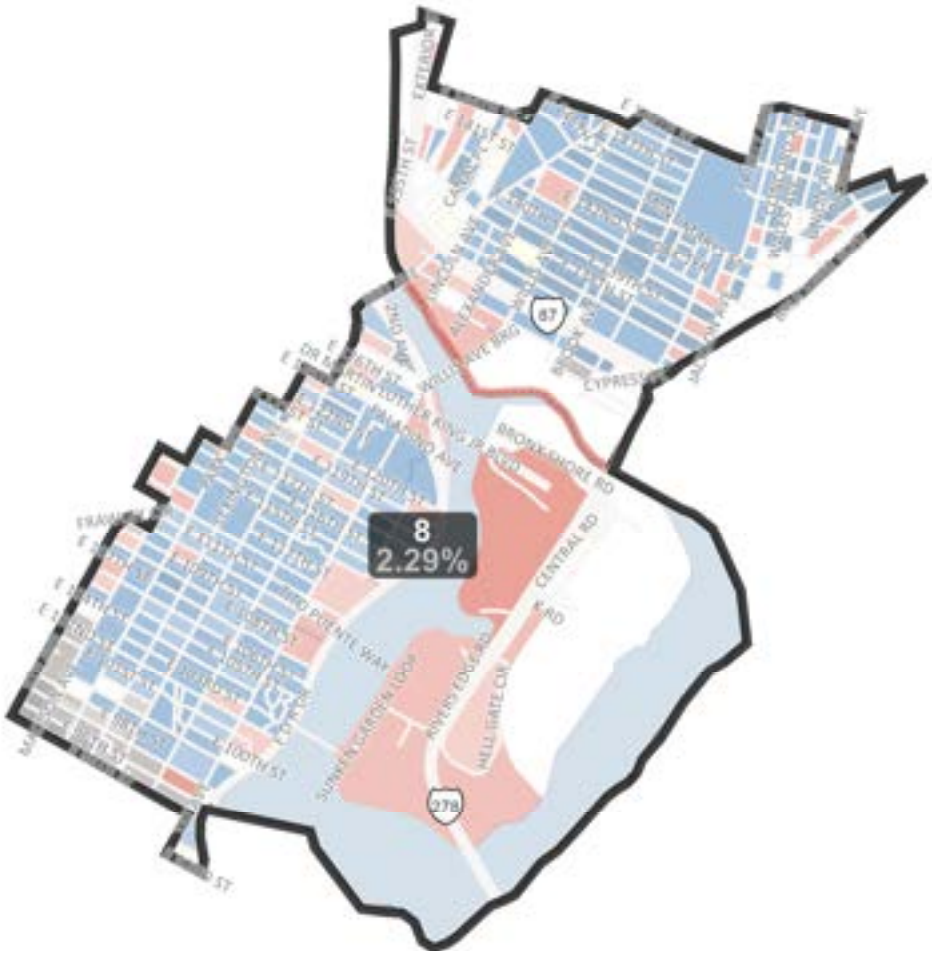

Polsby Popper	0.36
Perimeter	12.04
Reock	0.44
Adj_Hispanic Origin	95,137
Adj_Hispanic Origin	53.8%
Adj_NH_DOJ_Wht	22,639
% Adj_NH_DOJ_Wht	12.8%
Adj_NH_DOJ_Blk	43,878
% Adj_NH_DOJ_Blk	24.81%
Adj_NH_DOJ_Ind	466
% Adj_NH_DOJ_Ind	0.26%
Adj_NH_DOJ_Asn	11,209
% Adj_NH_DOJ_Asn	6.34%
Adj_NH_DOJ_Hwn	65
% Adj_NH_DOJ_Hwn	0.04%
Adj_NH_DOJ_Oth	1,786
% Adj_NH_DOJ_Oth	1.01%
Adj_18+_Pop	138,303
% Adj_18+_Pop	78.2%
Adj_H18+_Pop	72,433
% Adj_H18+_Pop	52.37%
dj_NH18+_DOJ_Wht	19,957
dj_NH18+_DOJ_Wht	14.43%
Adj_NH18+_DOJ_Blk	33,326
Adj_NH18+_DOJ_Blk	24.1%
dj_NH18+_DOJ_Ind	375
dj_NH18+_DOJ_Ind	0.27%
dj_NH18+_DOJ_Asn	9,510
dj_NH18+_DOJ_Asn	6.88%
j_NH18+_DOJ_Hwn	50
j_NH18+_DOJ_Hwn	0.04%
dj_NH18+_DOJ_Oth	1,349
dj_NH18+_DOJ_Oth	0.98%

District	9
Adj_Population	176,696
Deviation	3,814
% Deviation	2.21%
ernate Schwartzberg	1.64
Polsby Popper	0.37
Perimeter	8.78
Reock	0.26
Adj_Hispanic Origin	46,335
Adj_Hispanic Origin	26.22%
Adj_NH_DOJ_Wht	26,458
% Adj_NH_DOJ_Wht	14.97%
Adj_NH_DOJ_Blk	89,792
% Adj_NH_DOJ_Blk	50.82%
Adj_NH_DOJ_Ind	599
% Adj_NH_DOJ_Ind	0.34%
Adj_NH_DOJ_Asn	7,999
% Adj_NH_DOJ_Asn	4.53%
Adj_NH_DOJ_Hwn	128
% Adj_NH_DOJ_Hwn	0.07%
Adj_NH_DOJ_Oth	2,075
% Adj_NH_DOJ_Oth	1.17%
Adj_18+_Pop	143,845
% Adj_18+_Pop	81.41%
Adj_H18+_Pop	35,035
% Adj_H18+_Pop	24.36%
dj_NH18+_DOJ_Wht	23,343
dj_NH18+_DOJ_Wht	16.23%
Adj_NH18+_DOJ_Blk	73,721
Adj_NH18+_DOJ_Blk	51.25%
dj_NH18+_DOJ_Ind	530
dj_NH18+_DOJ_Ind	0.37%
dj_NH18+_DOJ_Asn	6,809
dj_NH18+_DOJ_Asn	4.73%
j_NH18+_DOJ_Hwn	109
j_NH18+_DOJ_Hwn	0.08%
dj_NH18+_DOJ_Oth	1,515
dj_NH18+_DOJ_Oth	1.05%

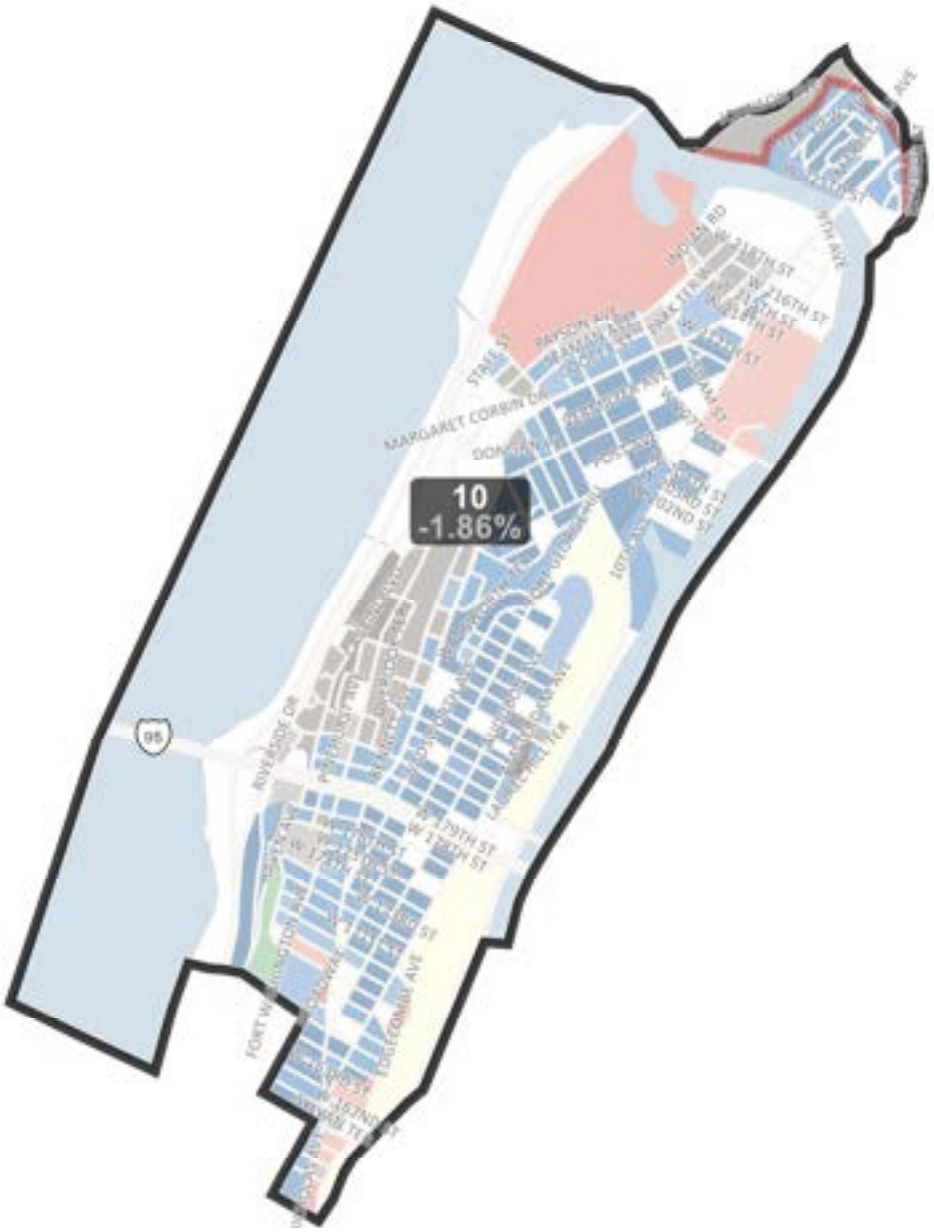

District	10
Adj_Population	169,664
Deviation	-3,218
% Deviation	-1.86%
ernate Schwartzberg	1.45
Polsby Popper	0.47
Perimeter	10.92
Reock	0.39
Adj_Hispanic Origin	111,388
Adj_Hispanic Origin	65.65%
Adj_NH_DOJ_Wht	35,366
% Adj_NH_DOJ_Wht	20.84%
Adj_NH_DOJ_Blk	13,307
% Adj_NH_DOJ_Blk	7.84%
Adj_NH_DOJ_Ind	397
% Adj_NH_DOJ_Ind	0.23%
Adj_NH_DOJ_Asn	6,065
% Adj_NH_DOJ_Asn	3.57%
Adj_NH_DOJ_Hwn	79
% Adj_NH_DOJ_Hwn	0.05%
Adj_NH_DOJ_Oth	2,049
% Adj_NH_DOJ_Oth	1.21%
Adj_18+_Pop	142,145
% Adj_18+_Pop	83.78%
Adj_H18+_Pop	90,989
% Adj_H18+_Pop	64.01%
dj_NH18+_DOJ_Wht	31,569
dj_NH18+_DOJ_Wht	22.21%
Adj_NH18+_DOJ_Blk	11,502
Adj_NH18+_DOJ_Blk	8.09%
dj_NH18+_DOJ_Ind	341
dj_NH18+_DOJ_Ind	0.24%
dj_NH18+_DOJ_Asn	5,330
dj_NH18+_DOJ_Asn	3.75%
j_NH18+_DOJ_Hwn	74
j_NH18+_DOJ_Hwn	0.05%
dj_NH18+_DOJ_Oth	1,532
dj_NH18+_DOJ_Oth	1.08%

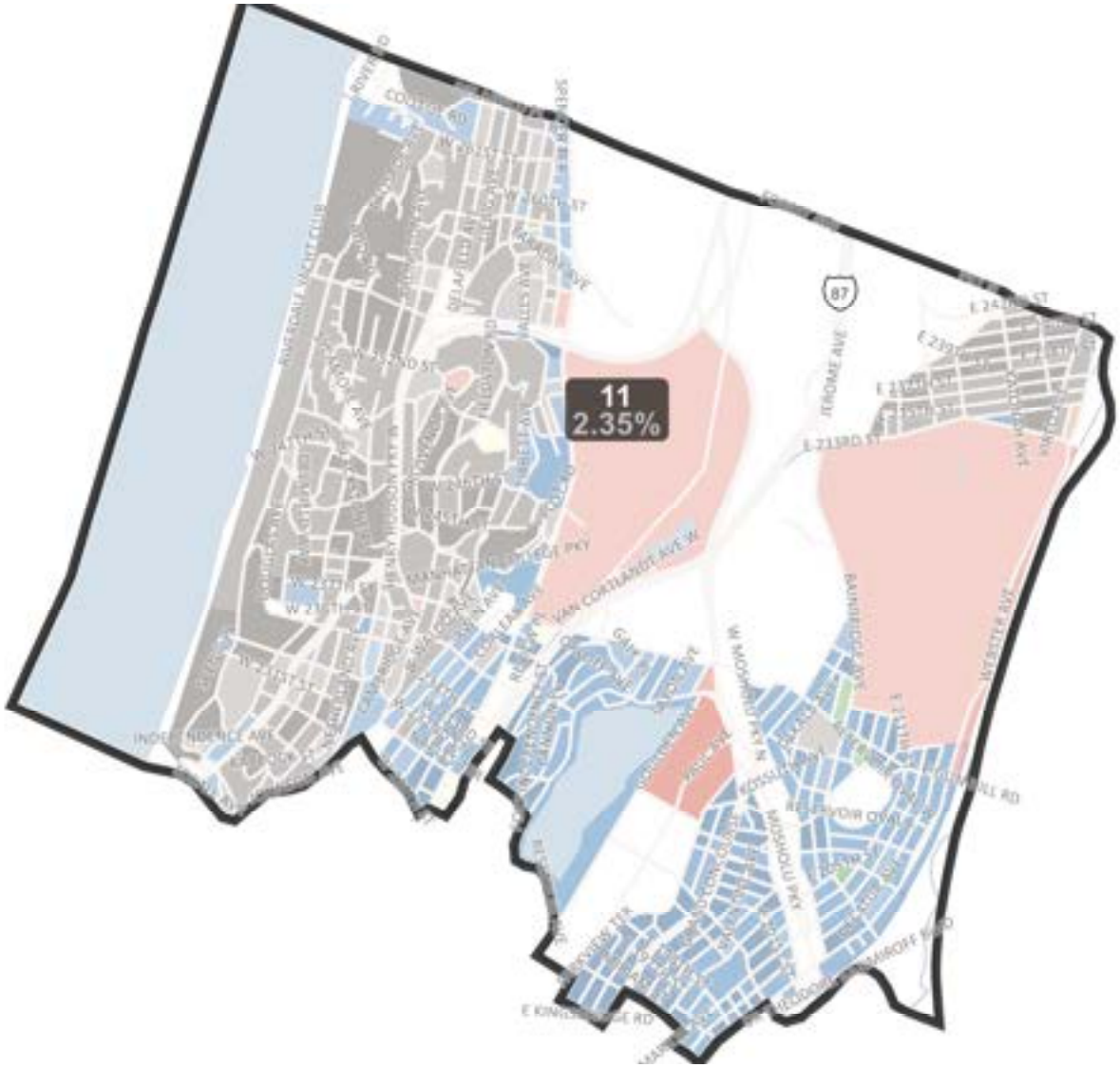

District	11
Adj_Population	176,951
Deviation	4,069
% Deviation	2.35%
ernate Schwartzberg	1.36
Polsby Popper	0.54
Perimeter	13.8
Reock	0.57
Adj_Hispanic Origin	90,639
Adj_Hispanic Origin	51.22%
Adj_NH_DOJ_Wht	43,709
% Adj_NH_DOJ_Wht	24.7%
Adj_NH_DOJ_Blk	24,505
% Adj_NH_DOJ_Blk	13.85%
Adj_NH_DOJ_Ind	411
% Adj_NH_DOJ_Ind	0.23%
Adj_NH_DOJ_Asn	13,717
% Adj_NH_DOJ_Asn	7.75%
Adj_NH_DOJ_Hwn	80
% Adj_NH_DOJ_Hwn	0.05%
Adj_NH_DOJ_Oth	2,459
% Adj_NH_DOJ_Oth	1.39%
Adj_18+_Pop	139,657
% Adj_18+_Pop	78.92%
Adj_H18+_Pop	68,588
% Adj_H18+_Pop	49.11%
dj_NH18+_DOJ_Wht	37,416
dj_NH18+_DOJ_Wht	26.79%
Adj_NH18+_DOJ_Blk	19,755
Adj_NH18+_DOJ_Blk	14.15%
dj_NH18+_DOJ_Ind	318
dj_NH18+_DOJ_Ind	0.23%
dj_NH18+_DOJ_Asn	10,709
dj_NH18+_DOJ_Asn	7.67%
dj_NH18+_DOJ_Hwn	62

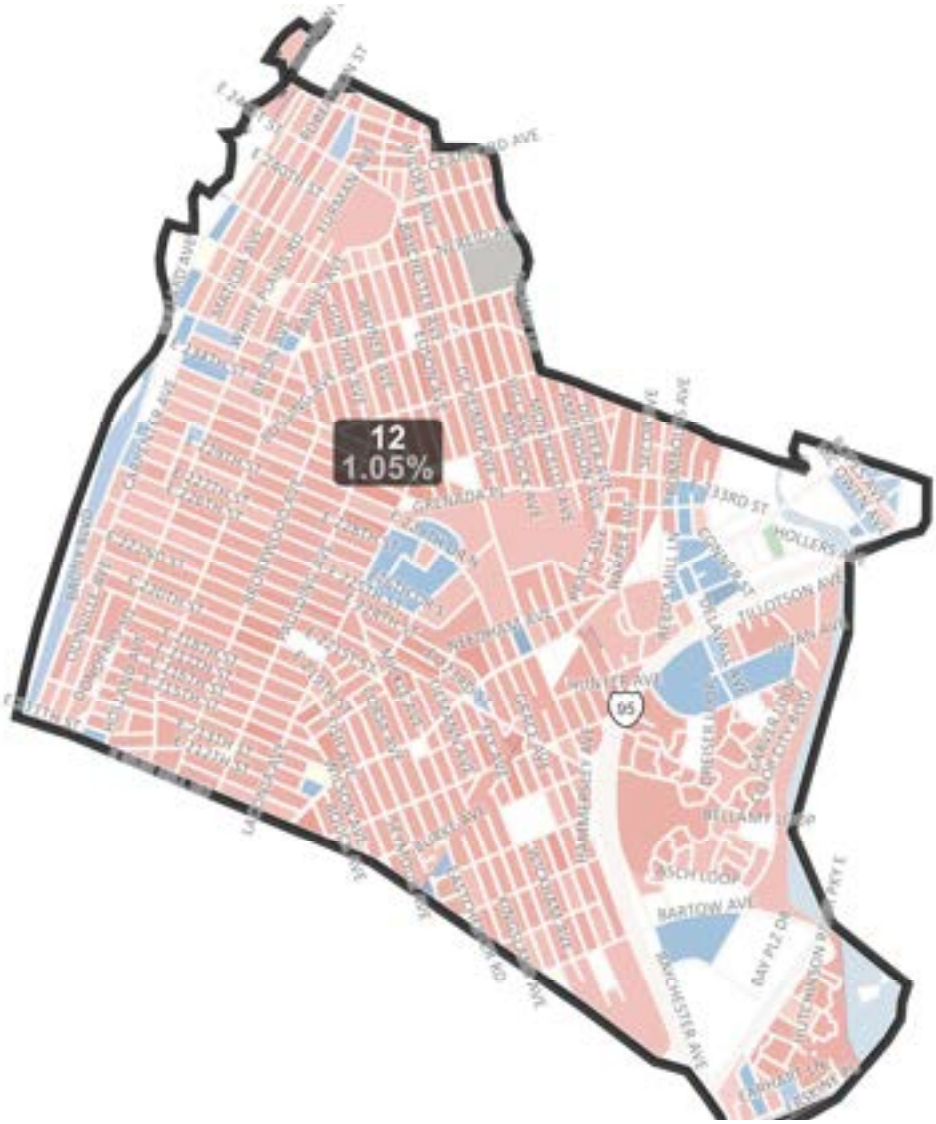

Deviation	1,810
% Deviation	1.05%
ernate Schwartzberg	1.46
Polsby Popper	0.47
Perimeter	11.66
Reock	0.45
Adj_Hispanic Origin	45,912
Adj_Hispanic Origin	26.28%
Adj_NH_DOJ_Wht	5,022
% Adj_NH_DOJ_Wht	2.87%
Adj_NH_DOJ_Blk	114,054
% Adj_NH_DOJ_Blk	65.29%
Adj_NH_DOJ_Ind	531
% Adj_NH_DOJ_Ind	0.3%
Adj_NH_DOJ_Asn	3,374
% Adj_NH_DOJ_Asn	1.93%
Adj_NH_DOJ_Hwn	53
% Adj_NH_DOJ_Hwn	0.03%
Adj_NH_DOJ_Oth	2,539
% Adj_NH_DOJ_Oth	1.45%
Adj_18+_Pop	138,219
% Adj_18+_Pop	79.12%
Adj_H18+_Pop	34,417
% Adj_H18+_Pop	24.9%
dj_NH18+_DOJ_Wht	4,369
dj_NH18+_DOJ_Wht	3.16%
Adj_NH18+_DOJ_Blk	91,555
Adj_NH18+_DOJ_Blk	66.24%
dj_NH18+_DOJ_Ind	443
dj_NH18+_DOJ_Ind	0.32%
dj_NH18+_DOJ_Asn	2,790
dj_NH18+_DOJ_Asn	2.02%
j_NH18+_DOJ_Hwn	39
j_NH18+_DOJ_Hwn	0.03%
dj_NH18+_DOJ_Oth	1,949
dj_NH18+_DOJ_Oth	1.41%

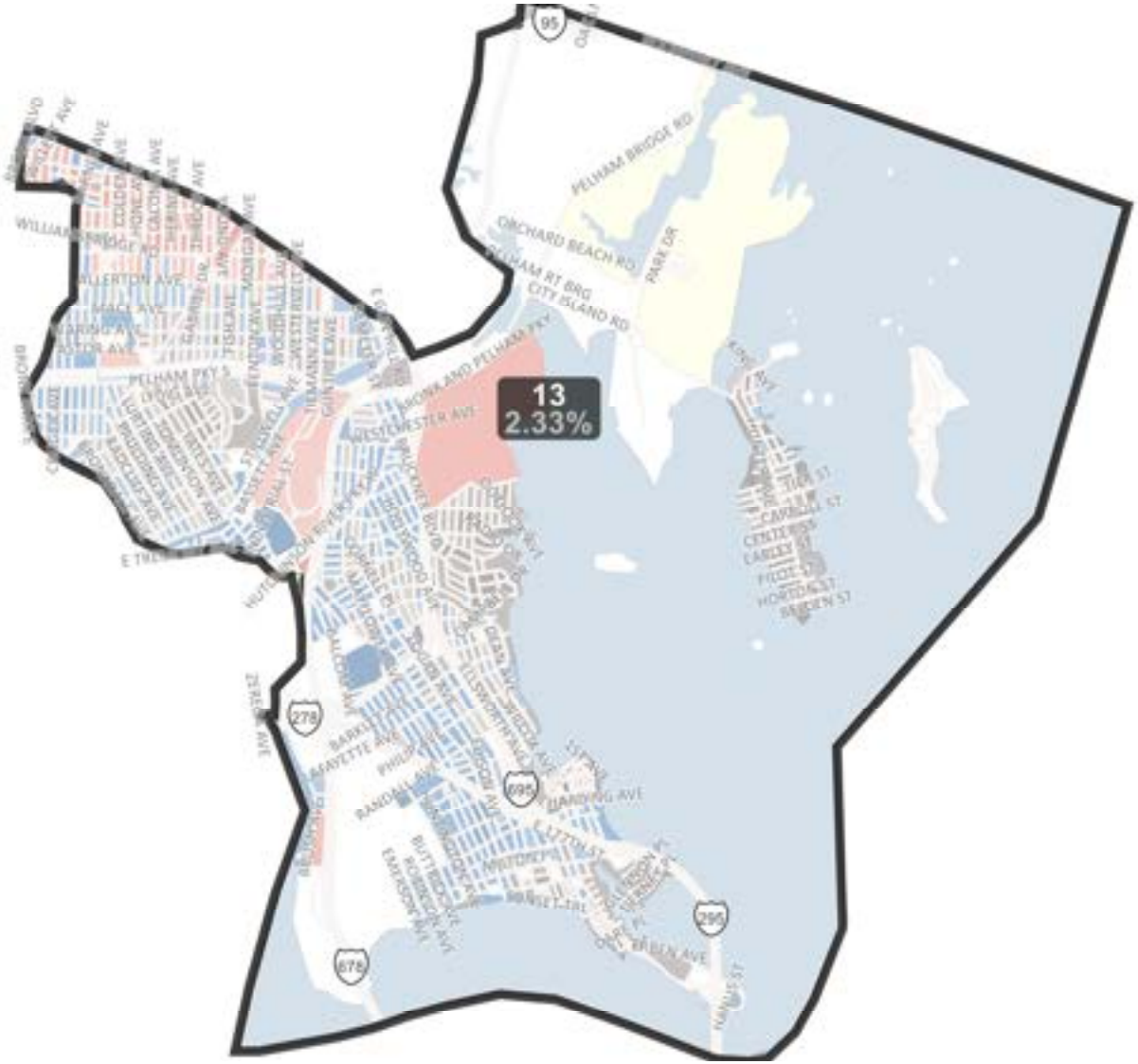

District	13
Adj_Population	176,903
Deviation	4,021
% Deviation	2.33%
ernate Schwartzberg	1.49
Polsby Popper	0.45
Perimeter	25.24
Reock	0.53
Adj_Hispanic Origin	76,131
Adj_Hispanic Origin	43.04%
Adj_NH_DOJ_Wht	51,762
% Adj_NH_DOJ_Wht	29.26%
Adj_NH_DOJ_Blk	29,379
% Adj_NH_DOJ_Blk	16.61%
Adj_NH_DOJ_Ind	392
% Adj_NH_DOJ_Ind	0.22%
Adj_NH_DOJ_Asn	14,962
% Adj_NH_DOJ_Asn	8.46%
Adj_NH_DOJ_Hwn	68
% Adj_NH_DOJ_Hwn	0.04%
Adj_NH_DOJ_Oth	2,556
% Adj_NH_DOJ_Oth	1.44%
Adj_18+_Pop	140,851
% Adj_18+_Pop	79.62%
Adj_H18+_Pop	57,604
% Adj_H18+_Pop	40.9%
dj_NH18+_DOJ_Wht	44,679
dj_NH18+_DOJ_Wht	31.72%
Adj_NH18+_DOJ_Blk	23,364
Adj_NH18+_DOJ_Blk	16.59%
dj_NH18+_DOJ_Ind	310
dj_NH18+_DOJ_Ind	0.22%
dj_NH18+_DOJ_Asn	11,662
dj_NH18+_DOJ_Asn	8.28%
dj_NH18+_DOJ_Hwn	54

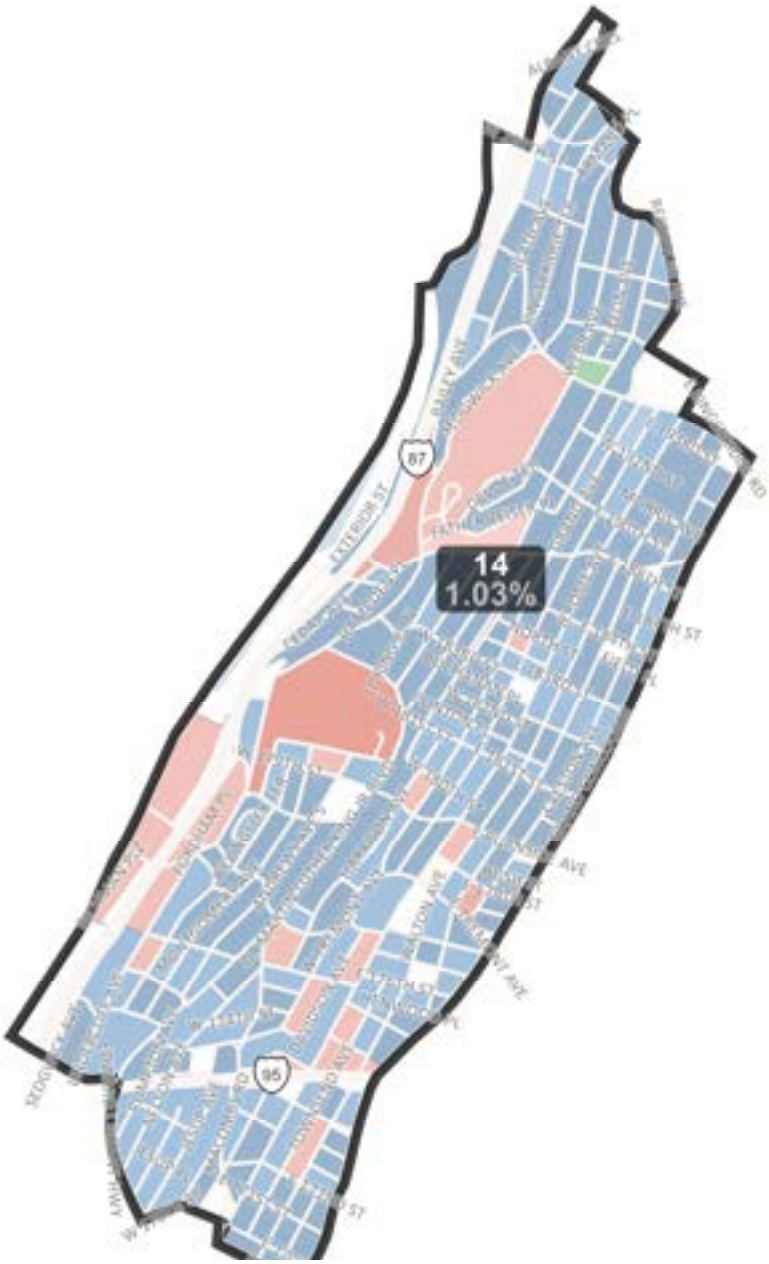

District	14
Adj_Population	174,657
Deviation	1,775
% Deviation	1.03%
ernate Schwartzberg	1.53
Polsby Popper	0.43
Perimeter	7.69
Reock	0.28
Adj_Hispanic Origin	124,077
Adj_Hispanic Origin	71.04%
Adj_NH_DOJ_Wht	4,499
% Adj_NH_DOJ_Wht	2.58%
Adj_NH_DOJ_Blk	38,856
% Adj_NH_DOJ_Blk	22.25%
Adj_NH_DOJ_Ind	377
% Adj_NH_DOJ_Ind	0.22%
Adj_NH_DOJ_Asn	3,713
% Adj_NH_DOJ_Asn	2.13%
Adj_NH_DOJ_Hwn	40
% Adj_NH_DOJ_Hwn	0.02%
Adj_NH_DOJ_Oth	1,642
% Adj_NH_DOJ_Oth	0.94%
Adj_18+_Pop	131,729
% Adj_18+_Pop	75.42%
Adj_H18+_Pop	92,952
% Adj_H18+_Pop	70.56%
dj_NH18+_DOJ_Wht	3,499
dj_NH18+_DOJ_Wht	2.66%
Adj_NH18+_DOJ_Blk	29,897
Adj_NH18+_DOJ_Blk	22.7%
dj_NH18+_DOJ_Ind	249
dj_NH18+_DOJ_Ind	0.19%
dj_NH18+_DOJ_Asn	3,015
dj_NH18+_DOJ_Asn	2.29%
dj_NH18+_DOJ_Hwn	27
dj_NH18+_DOJ_Hwn	0.02%
dj_NH18+_DOJ_Oth	895
dj_NH18+_DOJ_Oth	0.68%

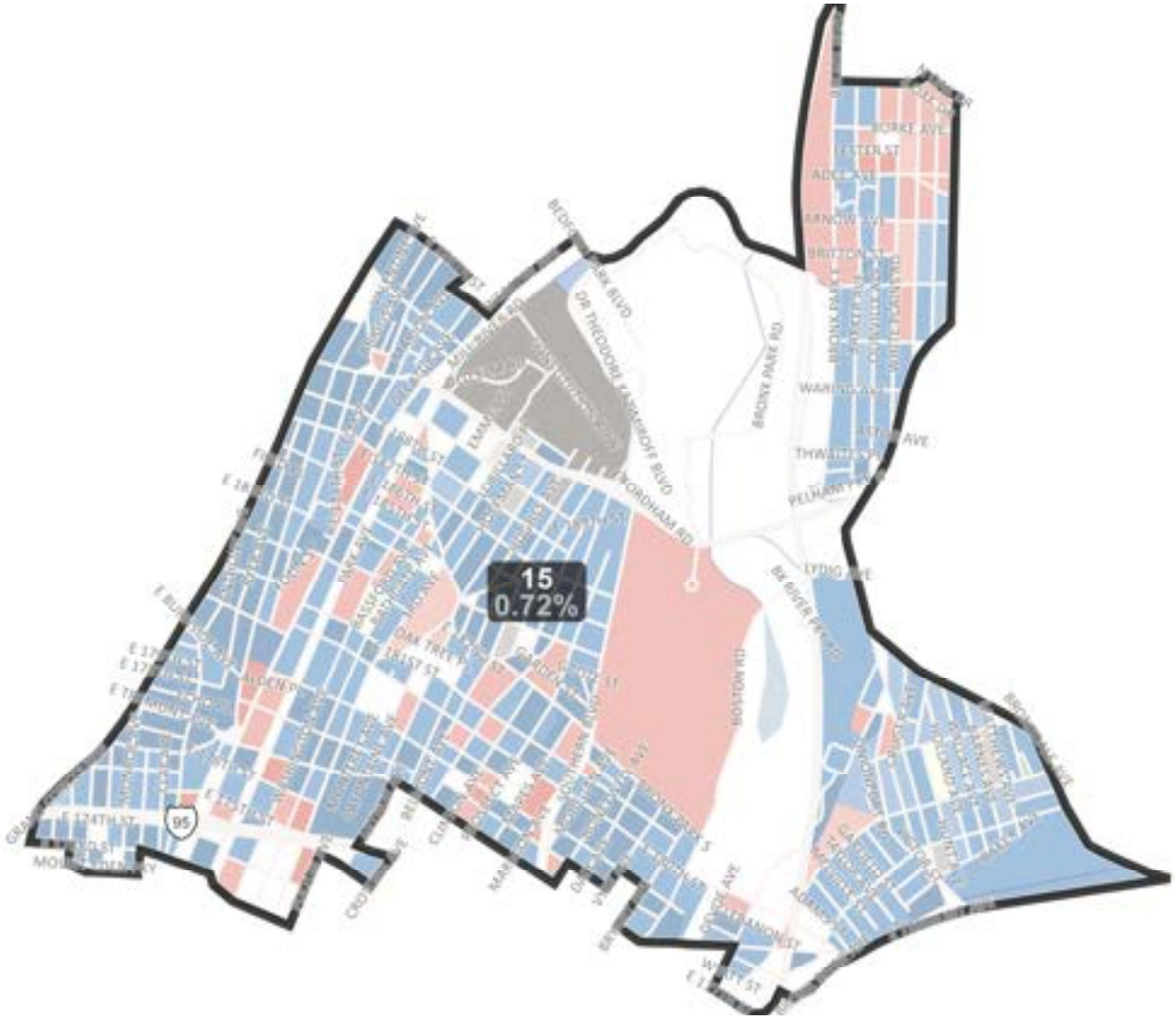

District	15
Adj_Population	174,130
Deviation	1,248
% Deviation	0.72%
ernate Schwartzberg	1.76
Polsby Popper	0.32
Perimeter	11.9
Reock	0.41
Adj_Hispanic Origin	109,279
Adj_Hispanic Origin	62.76%
Adj_NH_DOJ_Wht	11,130
% Adj_NH_DOJ_Wht	6.39%
Adj_NH_DOJ_Blk	44,901
% Adj_NH_DOJ_Blk	25.79%
Adj_NH_DOJ_Ind	431
% Adj_NH_DOJ_Ind	0.25%
Adj_NH_DOJ_Asn	4,611
% Adj_NH_DOJ_Asn	2.65%
Adj_NH_DOJ_Hwn	51
% Adj_NH_DOJ_Hwn	0.03%
Adj_NH_DOJ_Oth	1,987
% Adj_NH_DOJ_Oth	1.14%
Adj_18+_Pop	130,005
% Adj_18+_Pop	74.66%
Adj_H18+_Pop	80,259
% Adj_H18+_Pop	61.74%
dj_NH18+_DOJ_Wht	9,288
dj_NH18+_DOJ_Wht	7.14%
Adj_NH18+_DOJ_Blk	33,730
Adj_NH18+_DOJ_Blk	25.95%
dj_NH18+_DOJ_Ind	329
dj_NH18+_DOJ_Ind	0.25%
dj_NH18+_DOJ_Asn	3,739
dj_NH18+_DOJ_Asn	2.88%
j_NH18+_DOJ_Hwn	37

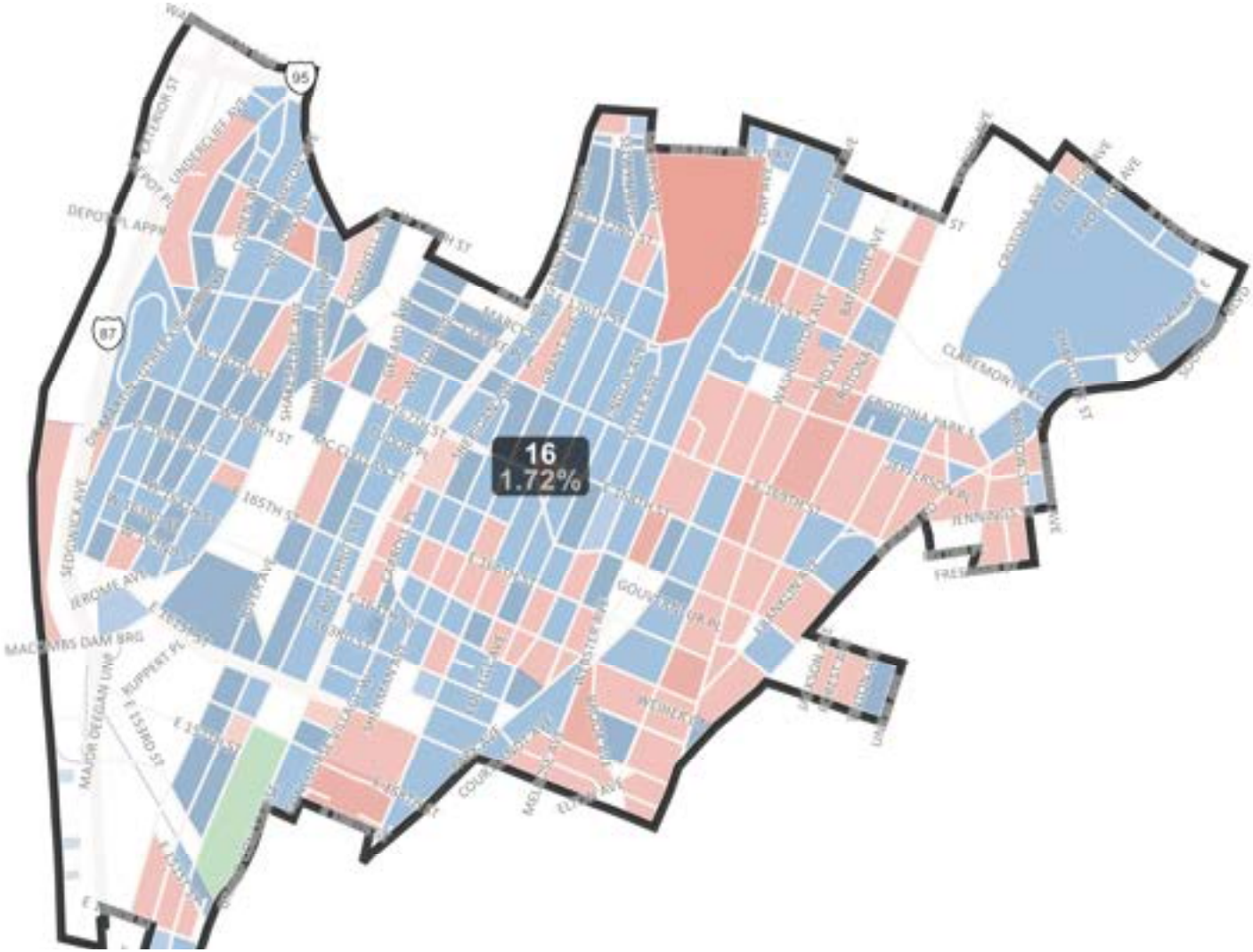
16
1.72%
95
87
DEPOSIT APPR
UNDERCLIFF AVE
SEDGWICK AVE
JEROME AVE
MADISON AVE
MAJOR DEEGAN LINE
RUPPERT PL
E 153RD ST
185TH ST
MC COMB
CROTONA AVE
CLARKEMONT VEL
CROTONA PARK E
TENNYSON
FRES
WEBSTER AVE
GOULDEN AVE
COUNTY
MOUNT EVE
LAFAYETTE
JACKSON
LOCUST
MARION
LORILLARD
WASHINGTON AVE
ROSEDALE AVE
BELMONT AVE
BATHGATE AVE
BOLTON
BEAUMONT
BEDFORD
BRIGHTON
BRIGGS
BRONX
BRUCKNER
BRUNER
BRUNSWICK
BUCHANAN
BUCHANAN PL
BUCHANAN PL S
BUCHANAN PL N
BUCHANAN PL E
BUCHANAN PL W

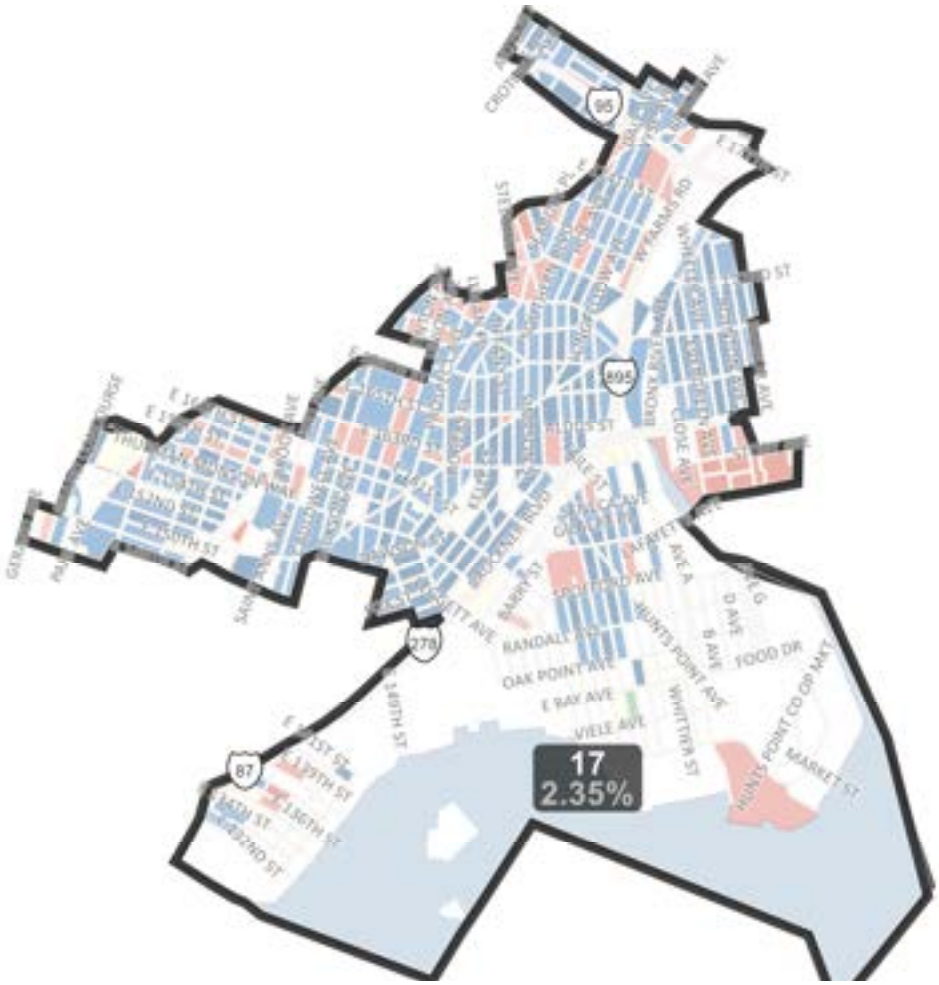

Polsby Popper	0.22
Perimeter	18.4
Reock	0.44
Adj_Hispanic Origin	115,638
Adj_Hispanic Origin	65.36%
Adj_NH_DOJ_Wht	3,202
% Adj_NH_DOJ_Wht	1.81%
Adj_NH_DOJ_Blk	52,067
% Adj_NH_DOJ_Blk	29.43%
Adj_NH_DOJ_Ind	361
% Adj_NH_DOJ_Ind	0.2%
Adj_NH_DOJ_Asn	2,148
% Adj_NH_DOJ_Asn	1.21%
Adj_NH_DOJ_Hwn	52
% Adj_NH_DOJ_Hwn	0.03%
Adj_NH_DOJ_Oth	1,779
% Adj_NH_DOJ_Oth	1.01%
Adj_18+_Pop	130,208
% Adj_18+_Pop	73.59%
Adj_H18+_Pop	85,126
% Adj_H18+_Pop	65.38%
dj_NH18+_DOJ_Wht	2,332
dj_NH18+_DOJ_Wht	1.79%
Adj_NH18+_DOJ_Blk	38,299
Adj_NH18+_DOJ_Blk	29.41%
dj_NH18+_DOJ_Ind	249
dj_NH18+_DOJ_Ind	0.19%
dj_NH18+_DOJ_Asn	1,718
dj_NH18+_DOJ_Asn	1.32%
j_NH18+_DOJ_Hwn	31
j_NH18+_DOJ_Hwn	0.02%
dj_NH18+_DOJ_Oth	1,131
dj_NH18+_DOJ_Oth	0.87%

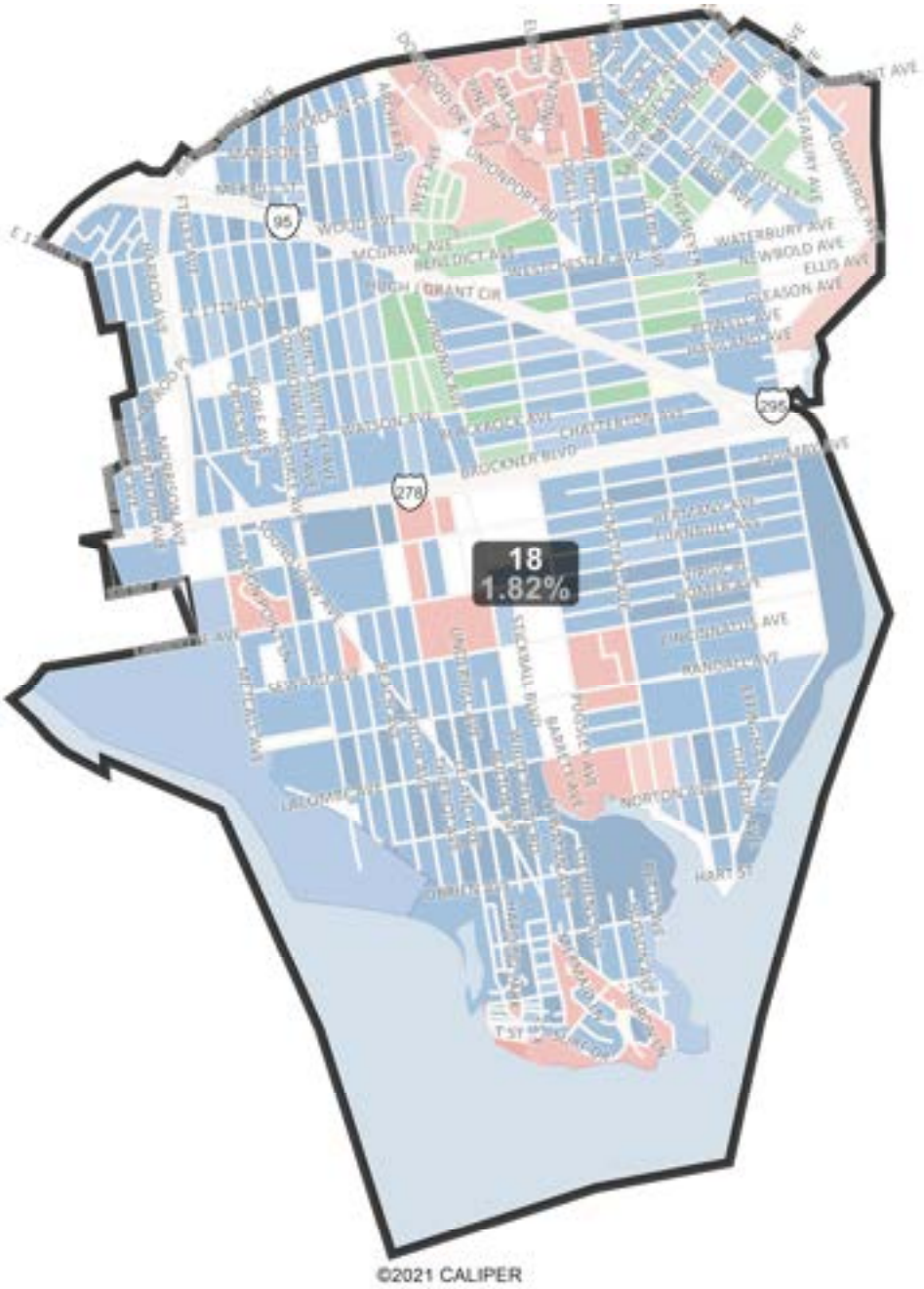

District	18
Adj_Population	176,034
Deviation	3,152
% Deviation	1.82%
ernate Schwartzberg	1.35
Polsby Popper	0.55
Perimeter	10.41
Reock	0.57
Adj_Hispanic Origin	94,061
Adj_Hispanic Origin	53.43%
Adj_NH_DOJ_Wht	5,448
% Adj_NH_DOJ_Wht	3.09%
Adj_NH_DOJ_Blk	44,753
% Adj_NH_DOJ_Blk	25.42%
Adj_NH_DOJ_Ind	700
% Adj_NH_DOJ_Ind	0.4%
Adj_NH_DOJ_Asn	25,371
% Adj_NH_DOJ_Asn	14.41%
Adj_NH_DOJ_Hwn	73
% Adj_NH_DOJ_Hwn	0.04%
Adj_NH_DOJ_Oth	3,166
% Adj_NH_DOJ_Oth	1.8%
Adj_18+_Pop	134,130
% Adj_18+_Pop	76.2%
Adj_H18+_Pop	70,992
% Adj_H18+_Pop	52.93%
dj_NH18+_DOJ_Wht	4,166
dj_NH18+_DOJ_Wht	3.11%
Adj_NH18+_DOJ_Blk	35,469
Adj_NH18+_DOJ_Blk	26.44%
dj_NH18+_DOJ_Ind	523
dj_NH18+_DOJ_Ind	0.39%
dj_NH18+_DOJ_Asn	18,641
dj_NH18+_DOJ_Asn	13.9%
j_NH18+_DOJ_Hwn	51
j_NH18+_DOJ_Hwn	0.04%
dj_NH18+_DOJ_Oth	2,314
dj_NH18+_DOJ_Oth	1.73%

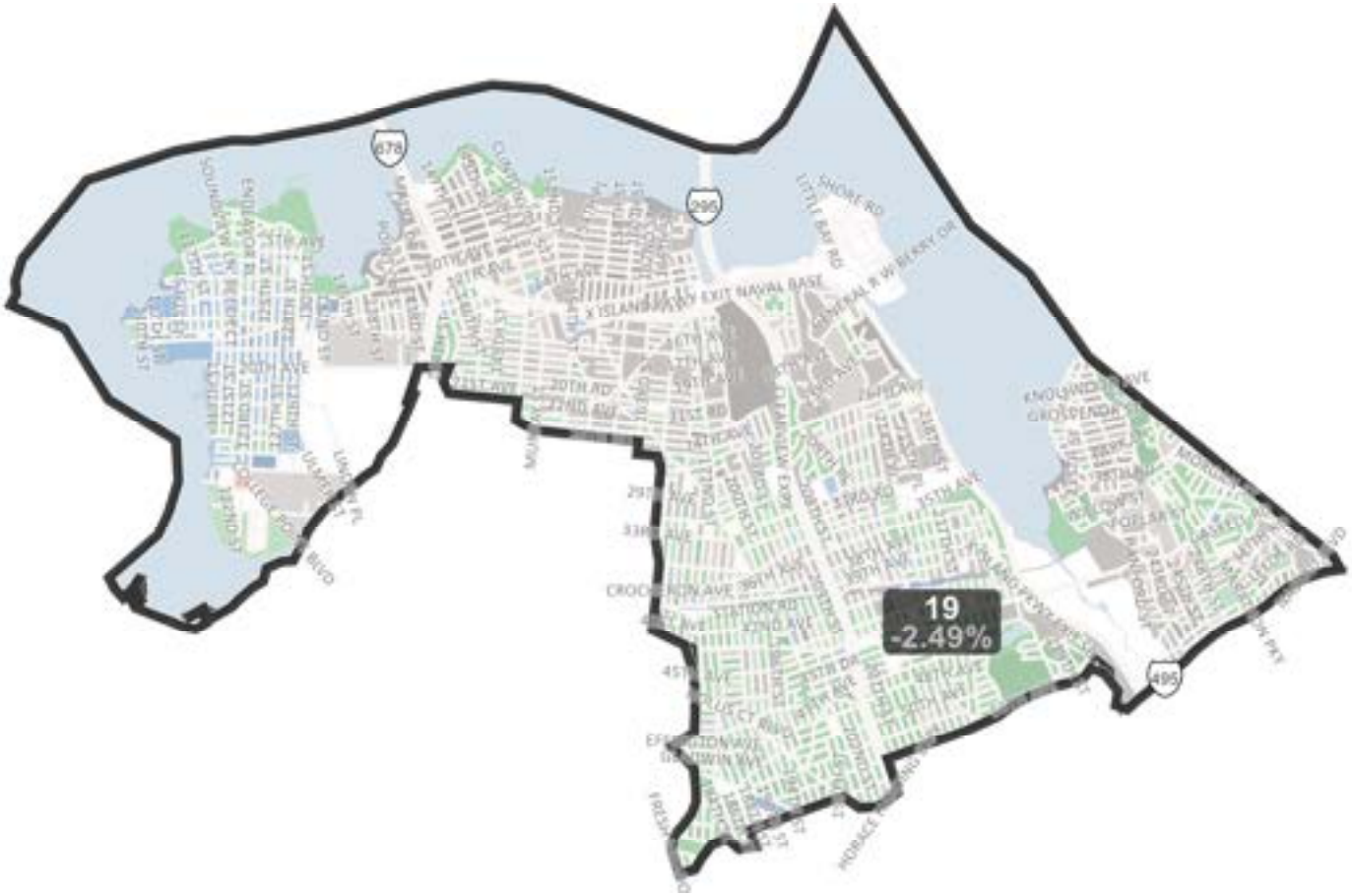

ernate Schwartzberg	1.84
Polsby Popper	0.3
Perimeter	27.36
Reock	0.35
Adj_Hispanic Origin	31,437
› Adj_Hispanic Origin	18.65%
Adj_NH_DOJ_Wht	65,028
% Adj_NH_DOJ_Wht	38.58%
Adj_NH_DOJ_Blk	3,033
% Adj_NH_DOJ_Blk	1.8%
Adj_NH_DOJ_Ind	211
% Adj_NH_DOJ_Ind	0.13%
Adj_NH_DOJ_Asn	66,616
% Adj_NH_DOJ_Asn	39.52%
Adj_NH_DOJ_Hwn	25
% Adj_NH_DOJ_Hwn	0.01%
Adj_NH_DOJ_Oth	1,375
% Adj_NH_DOJ_Oth	0.82%
Adj_18+_Pop	138,212
% Adj_18+_Pop	81.99%
Adj_H18+_Pop	23,740
% Adj_H18+_Pop	17.18%
dj_NH18+_DOJ_Wht	56,833
dj_NH18+_DOJ_Wht	41.12%
Adj_NH18+_DOJ_Blk	2,482
Adj_NH18+_DOJ_Blk	1.8%
Adj_NH18+_DOJ_Ind	165
Adj_NH18+_DOJ_Ind	0.12%
dj_NH18+_DOJ_Asn	53,322
dj_NH18+_DOJ_Asn	38.58%

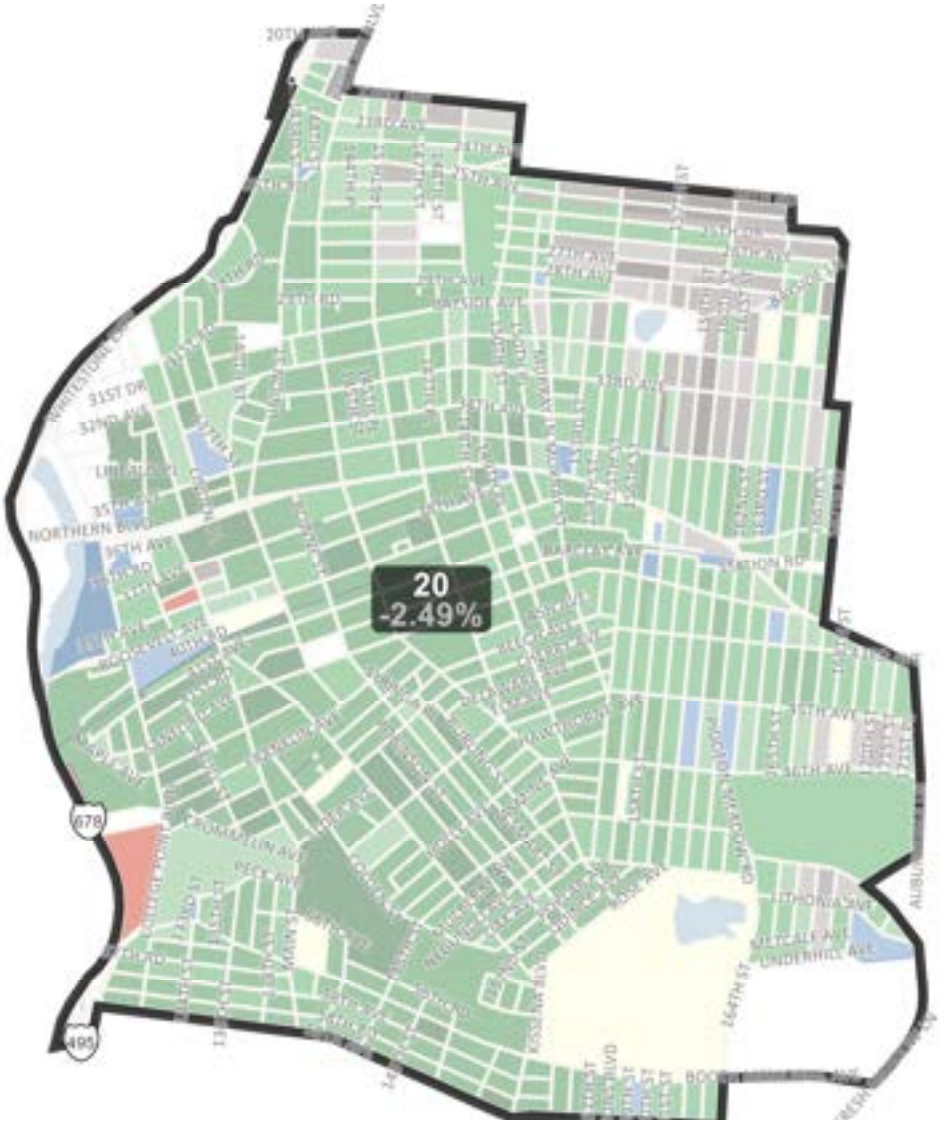

Deviation	-4,903
% Deviation	-2.49%
ernate Schwartzberg	1.3
Polsby Popper	0.59
Perimeter	10.28
Reock	0.62
Adj_Hispanic Origin	25,598
Adj_Hispanic Origin	15.18%
Adj_NH_DOJ_Wht	17,199
% Adj_NH_DOJ_Wht	10.2%
Adj_NH_DOJ_Blk	4,088
% Adj_NH_DOJ_Blk	2.42%
Adj_NH_DOJ_Ind	159
% Adj_NH_DOJ_Ind	0.09%
Adj_NH_DOJ_Asn	119,778
% Adj_NH_DOJ_Asn	71.05%
Adj_NH_DOJ_Hwn	27
% Adj_NH_DOJ_Hwn	0.02%
Adj_NH_DOJ_Oth	958
% Adj_NH_DOJ_Oth	0.57%
Adj_18+_Pop	141,744
% Adj_18+_Pop	84.08%
Adj_H18+_Pop	20,353
% Adj_H18+_Pop	14.36%
dj_NH18+_DOJ_Wht	15,479
dj_NH18+_DOJ_Wht	10.92%
Adj_NH18+_DOJ_Blk	3,554
Adj_NH18+_DOJ_Blk	2.51%
dj_NH18+_DOJ_Ind	126
dj_NH18+_DOJ_Ind	0.09%
dj_NH18+_DOJ_Asn	100,964
dj_NH18+_DOJ_Asn	71.23%
dj_NH18+_DOJ_Hwn	22
dj_NH18+_DOJ_Hwn	0.02%
dj_NH18+_DOJ_Oth	701
dj_NH18+_DOJ_Oth	0.49%

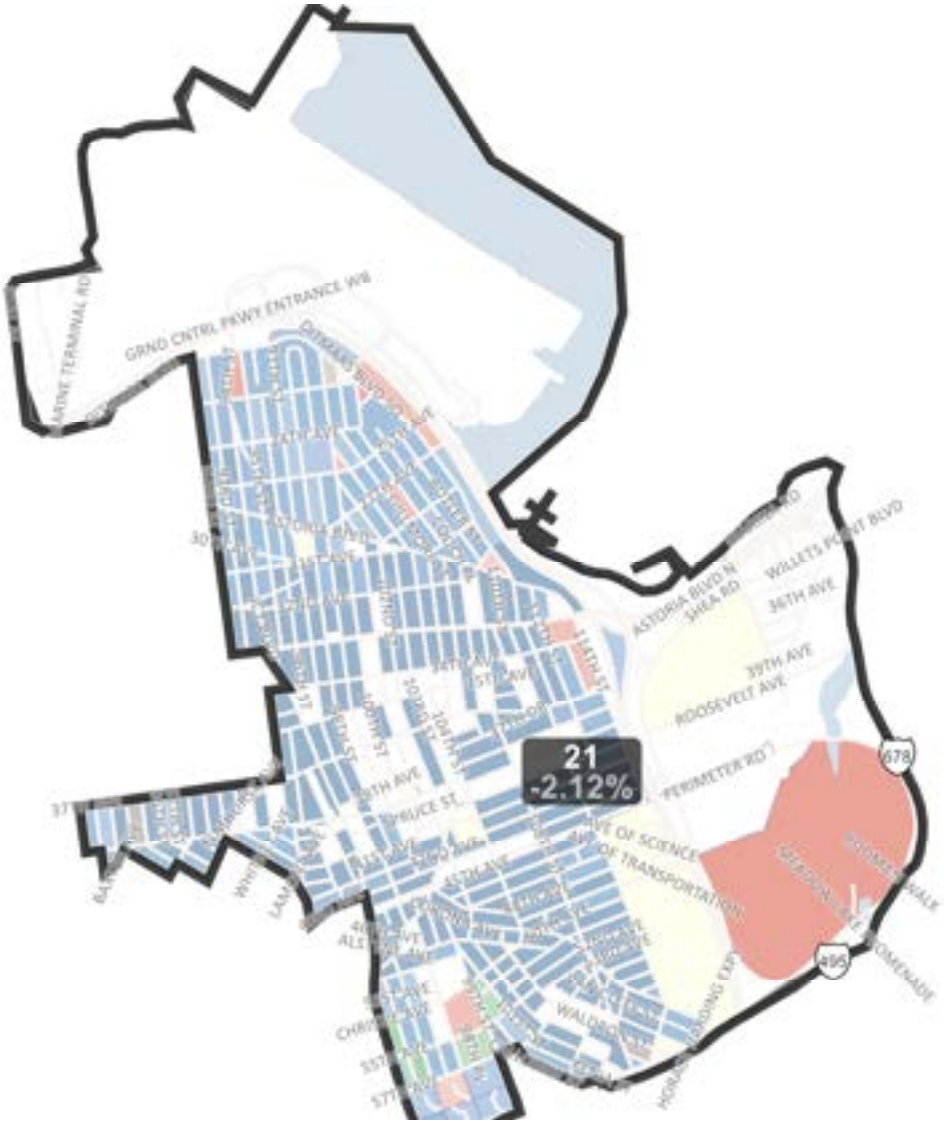

Deviation	-3,661
% Deviation	-2.12%
ernate Schwartzberg	2.02
Polsby Popper	0.25
Perimeter	16.28
Reock	0.5
Adj_Hispanic Origin	126,674
Adj_Hispanic Origin	74.86%
Adj_NH_DOJ_Wht	6,576
% Adj_NH_DOJ_Wht	3.89%
Adj_NH_DOJ_Blk	13,065
% Adj_NH_DOJ_Blk	7.72%
Adj_NH_DOJ_Ind	365
% Adj_NH_DOJ_Ind	0.22%
Adj_NH_DOJ_Asn	19,674
% Adj_NH_DOJ_Asn	11.63%
Adj_NH_DOJ_Hwn	42
% Adj_NH_DOJ_Hwn	0.02%
Adj_NH_DOJ_Oth	1,813
% Adj_NH_DOJ_Oth	1.07%
Adj_18+_Pop	128,593
% Adj_18+_Pop	75.99%
Adj_H18+_Pop	94,232
% Adj_H18+_Pop	73.28%
dj_NH18+_DOJ_Wht	5,170
dj_NH18+_DOJ_Wht	4.02%
dj_NH18+_DOJ_Blk	11,134
dj_NH18+_DOJ_Blk	8.66%
dj_NH18+_DOJ_Ind	237
dj_NH18+_DOJ_Ind	0.18%
dj_NH18+_DOJ_Asn	15,897
dj_NH18+_DOJ_Asn	12.36%
dj_NH18+_DOJ_Hwn	32
dj_NH18+_DOJ_Hwn	0.02%
dj_NH18+_DOJ_Oth	1,105
dj_NH18+_DOJ_Oth	0.86%

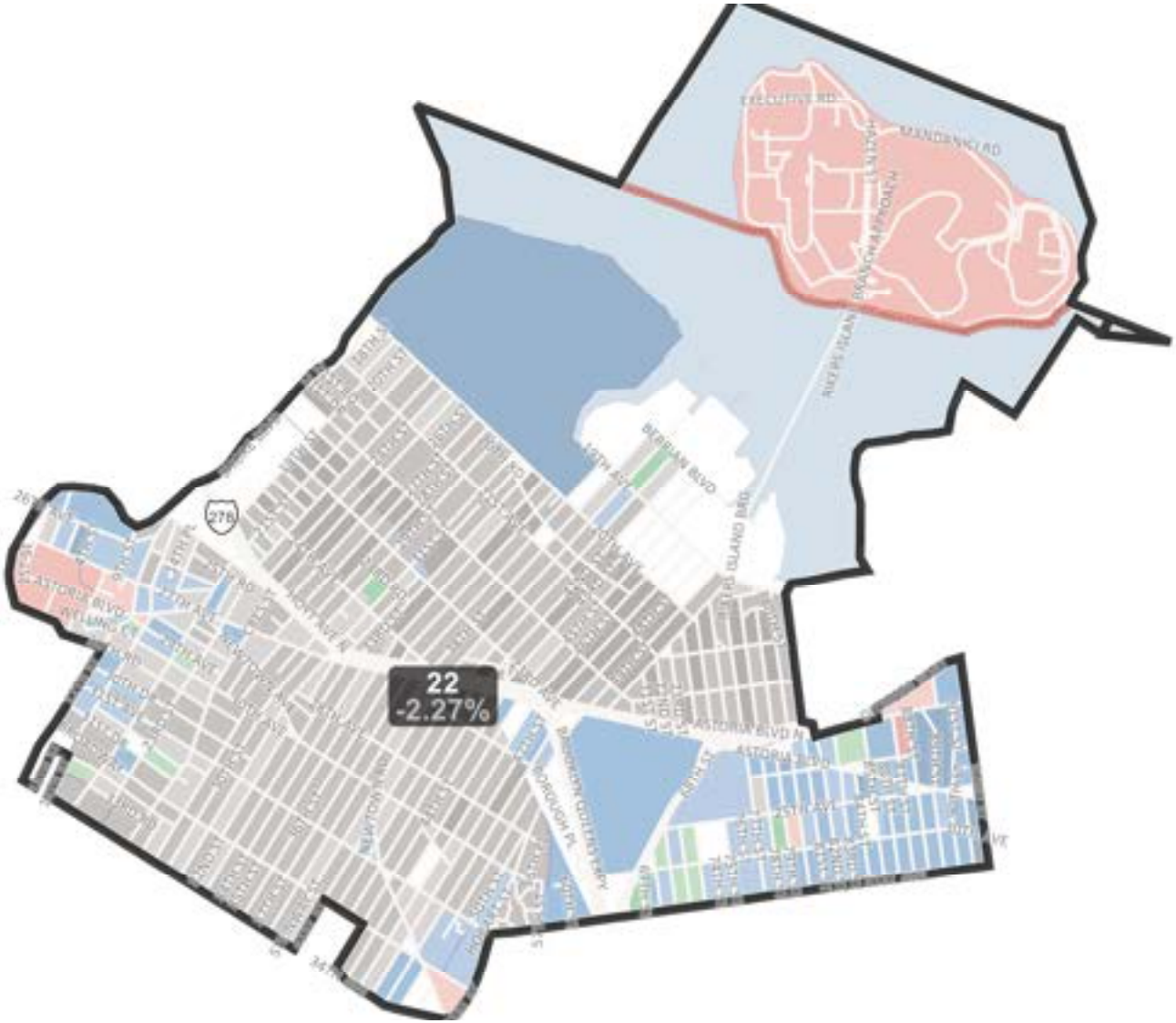

District	22
Adj_Population	168,950
Deviation	-3,932
% Deviation	-2.27%
ernate Schwartzberg	1.7
Polsby Popper	0.34
Perimeter	15.54
Reock	0.52
Adj_Hispanic Origin	45,388
Adj_Hispanic Origin	26.86%
Adj_NH_DOJ_Wht	81,132
% Adj_NH_DOJ_Wht	48.02%
Adj_NH_DOJ_Blk	10,052
% Adj_NH_DOJ_Blk	5.95%
Adj_NH_DOJ_Ind	532
% Adj_NH_DOJ_Ind	0.31%
Adj_NH_DOJ_Asn	26,262
% Adj_NH_DOJ_Asn	15.54%
Adj_NH_DOJ_Hwn	87
% Adj_NH_DOJ_Hwn	0.05%
Adj_NH_DOJ_Oth	4,283
% Adj_NH_DOJ_Oth	2.54%
Adj_18+_Pop	145,453
% Adj_18+_Pop	86.09%
Adj_H18+_Pop	37,449
% Adj_H18+_Pop	25.75%
dj_NH18+_DOJ_Wht	72,251
dj_NH18+_DOJ_Wht	49.67%
Adj_NH18+_DOJ_Blk	8,520
Adj_NH18+_DOJ_Blk	5.86%
dj_NH18+_DOJ_Ind	453
dj_NH18+_DOJ_Ind	0.31%
dj_NH18+_DOJ_Asn	22,222
dj_NH18+_DOJ_Asn	15.28%
j_NH18+_DOJ_Hwn	65

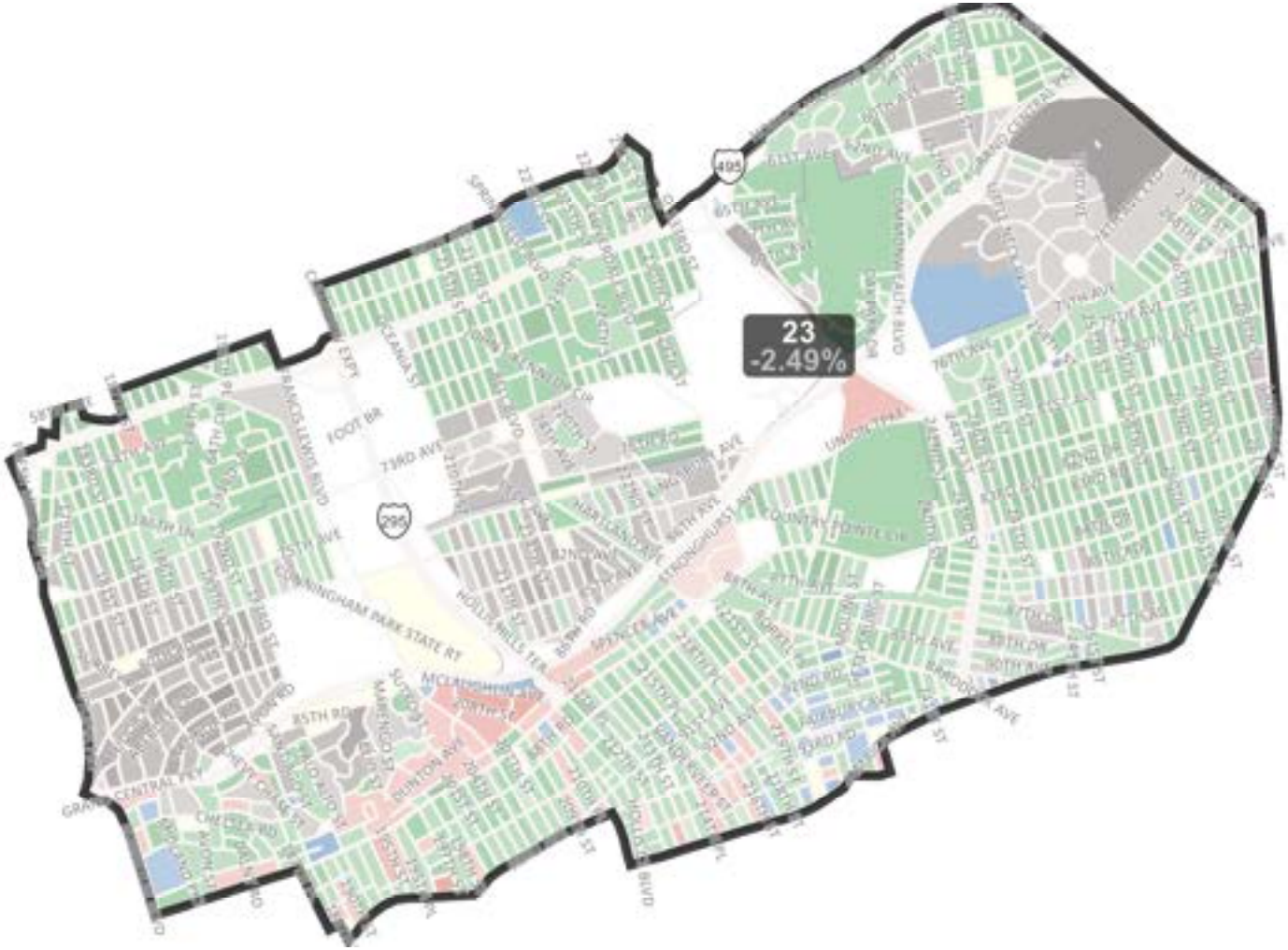

Deviation	-4,312
% Deviation	-2.49%
ernate Schwartzberg	1.3
Polsby Popper	0.59
Perimeter	15.58
Reock	0.53
Adj_Hispanic Origin	23,586
Adj_Hispanic Origin	13.99%
Adj_NH_DOJ_Wht	40,268
% Adj_NH_DOJ_Wht	23.89%
Adj_NH_DOJ_Blk	18,065
% Adj_NH_DOJ_Blk	10.72%
Adj_NH_DOJ_Ind	809
% Adj_NH_DOJ_Ind	0.48%
Adj_NH_DOJ_Asn	75,714
% Adj_NH_DOJ_Asn	44.92%
Adj_NH_DOJ_Hwn	125
% Adj_NH_DOJ_Hwn	0.07%
Adj_NH_DOJ_Oth	5,975
% Adj_NH_DOJ_Oth	3.54%
Adj_18+_Pop	138,715
% Adj_18+_Pop	82.29%
Adj_H18+_Pop	18,701
% Adj_H18+_Pop	13.48%
dj_NH18+_DOJ_Wht	35,259
dj_NH18+_DOJ_Wht	25.42%
Adj_NH18+_DOJ_Blk	15,217
Adj_NH18+_DOJ_Blk	10.97%
Adj_NH18+_DOJ_Ind	635
Adj_NH18+_DOJ_Ind	0.46%
dj_NH18+_DOJ_Asn	60,789
dj_NH18+_DOJ_Asn	43.82%
dj_NH18+_DOJ_Hwn	108

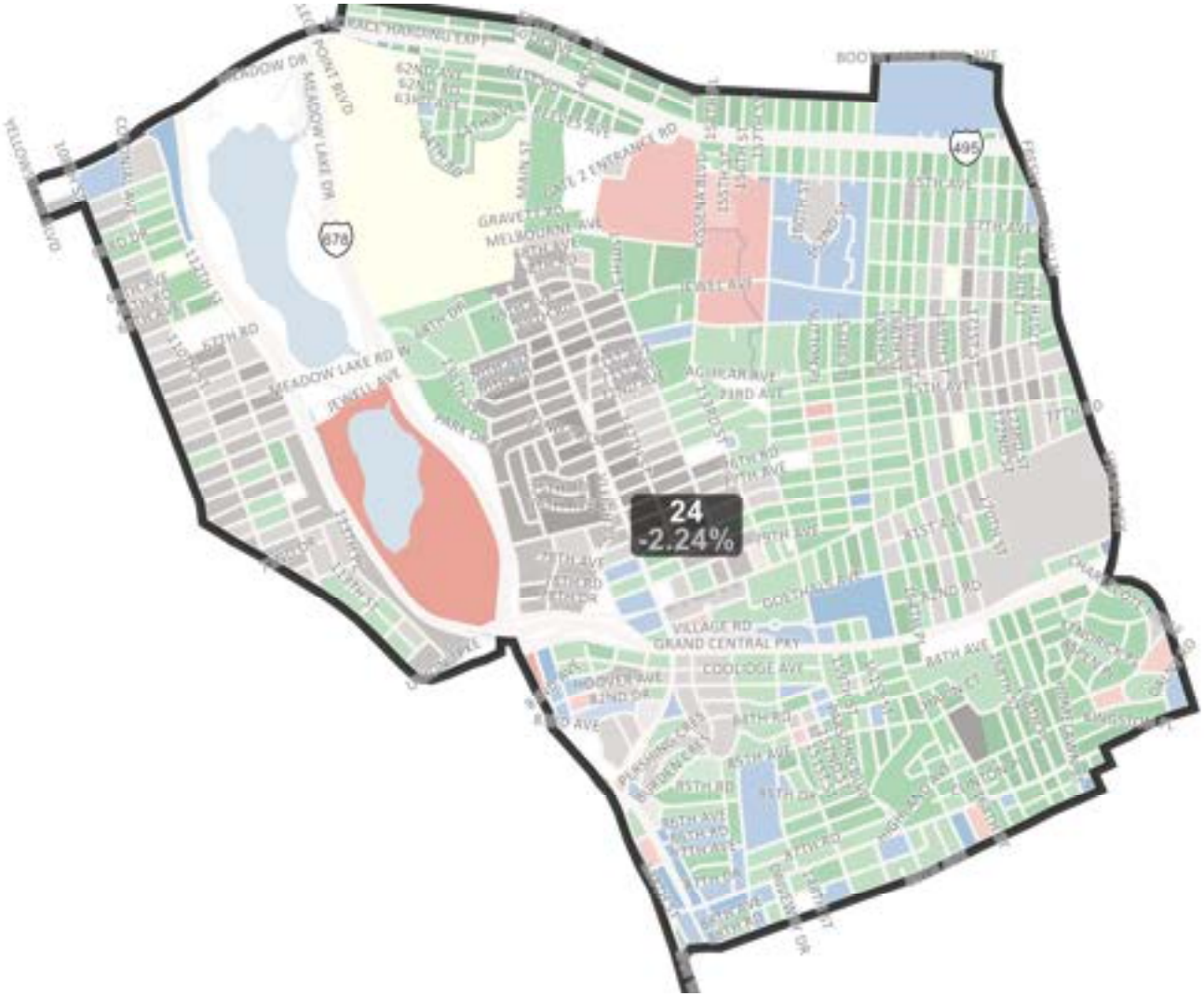

District	24
Adj_Population	169,015
Deviation	-3,867
% Deviation	-2.24%
ernate Schwartzberg	1.32
Polsby Popper	0.58
Perimeter	11.74
Reock	0.52
Adj_Hispanic Origin	34,259
Adj_Hispanic Origin	20.27%
Adj_NH_DOJ_Wht	45,150
% Adj_NH_DOJ_Wht	26.71%
Adj_NH_DOJ_Blk	16,722
% Adj_NH_DOJ_Blk	9.89%
Adj_NH_DOJ_Ind	494
% Adj_NH_DOJ_Ind	0.29%
Adj_NH_DOJ_Asn	66,740
% Adj_NH_DOJ_Asn	39.49%
Adj_NH_DOJ_Hwn	67
% Adj_NH_DOJ_Hwn	0.04%
Adj_NH_DOJ_Oth	3,396
% Adj_NH_DOJ_Oth	2.01%
Adj_18+_Pop	134,826
% Adj_18+_Pop	79.77%
Adj_H18+_Pop	27,068
% Adj_H18+_Pop	20.08%
dj_NH18+_DOJ_Wht	36,178
dj_NH18+_DOJ_Wht	26.83%
Adj_NH18+_DOJ_Blk	13,928
Adj_NH18+_DOJ_Blk	10.33%
dj_NH18+_DOJ_Ind	370
dj_NH18+_DOJ_Ind	0.27%
dj_NH18+_DOJ_Asn	53,125
dj_NH18+_DOJ_Asn	39.4%
j_NH18+_DOJ_Hwn	55

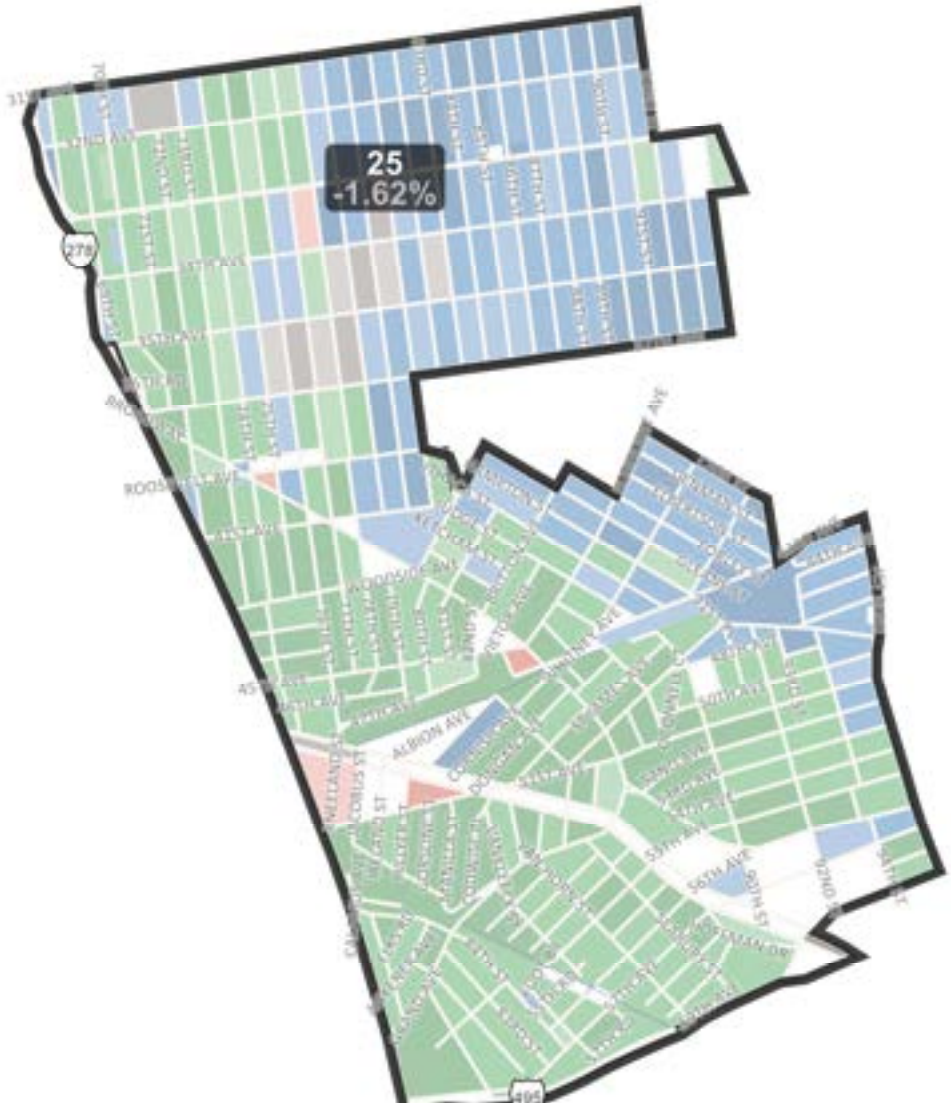

Deviation	-2,809
% Deviation	-1.62%
ernate Schwartzberg	1.62
Polsby Popper	0.38
Perimeter	8.61
Reock	0.5
Adj_Hispanic Origin	70,797
Adj_Hispanic Origin	41.63%
Adj_NH_DOJ_Wht	17,279
% Adj_NH_DOJ_Wht	10.16%
Adj_NH_DOJ_Blk	3,036
% Adj_NH_DOJ_Blk	1.79%
Adj_NH_DOJ_Ind	298
% Adj_NH_DOJ_Ind	0.18%
Adj_NH_DOJ_Asn	75,758
% Adj_NH_DOJ_Asn	44.54%
Adj_NH_DOJ_Hwn	36
% Adj_NH_DOJ_Hwn	0.02%
Adj_NH_DOJ_Oth	1,831
% Adj_NH_DOJ_Oth	1.08%
Adj_18+_Pop	138,824
% Adj_18+_Pop	81.63%
Adj_H18+_Pop	56,660
% Adj_H18+_Pop	40.81%
dj_NH18+_DOJ_Wht	15,053
dj_NH18+_DOJ_Wht	10.84%
Adj_NH18+_DOJ_Blk	2,507
Adj_NH18+_DOJ_Blk	1.81%
dj_NH18+_DOJ_Ind	181
dj_NH18+_DOJ_Ind	0.13%
dj_NH18+_DOJ_Asn	62,404
dj_NH18+_DOJ_Asn	44.95%
dj_NH18+_DOJ_Hwn	25
dj_NH18+_DOJ_Hwn	0.02%
dj_NH18+_DOJ_Oth	1,245
dj_NH18+_DOJ_Oth	0.9%

District	26
Adj_Population	168,962
Deviation	-3,920
% Deviation	-2.27%
ernate Schwartzberg	1.76
Polsby Popper	0.32
Perimeter	14.97
Reock	0.38
Adj_Hispanic Origin	45,556
Adj_Hispanic Origin	26.96%
Adj_NH_DOJ_Wht	49,811
% Adj_NH_DOJ_Wht	29.48%
Adj_NH_DOJ_Blk	11,866
% Adj_NH_DOJ_Blk	7.02%
Adj_NH_DOJ_Ind	539
% Adj_NH_DOJ_Ind	0.32%
Adj_NH_DOJ_Asn	56,406
% Adj_NH_DOJ_Asn	33.38%
Adj_NH_DOJ_Hwn	189
% Adj_NH_DOJ_Hwn	0.11%
Adj_NH_DOJ_Oth	3,084
% Adj_NH_DOJ_Oth	1.83%
Adj_18+_Pop	142,971
% Adj_18+_Pop	84.62%
Adj_H18+_Pop	36,790
% Adj_H18+_Pop	25.73%
dj_NH18+_DOJ_Wht	44,385
dj_NH18+_DOJ_Wht	31.04%
Adj_NH18+_DOJ_Blk	9,570
Adj_NH18+_DOJ_Blk	6.69%
dj_NH18+_DOJ_Ind	487
dj_NH18+_DOJ_Ind	0.34%
dj_NH18+_DOJ_Asn	47,938
dj_NH18+_DOJ_Asn	33.53%
j_NH18+_DOJ_Hwn	153

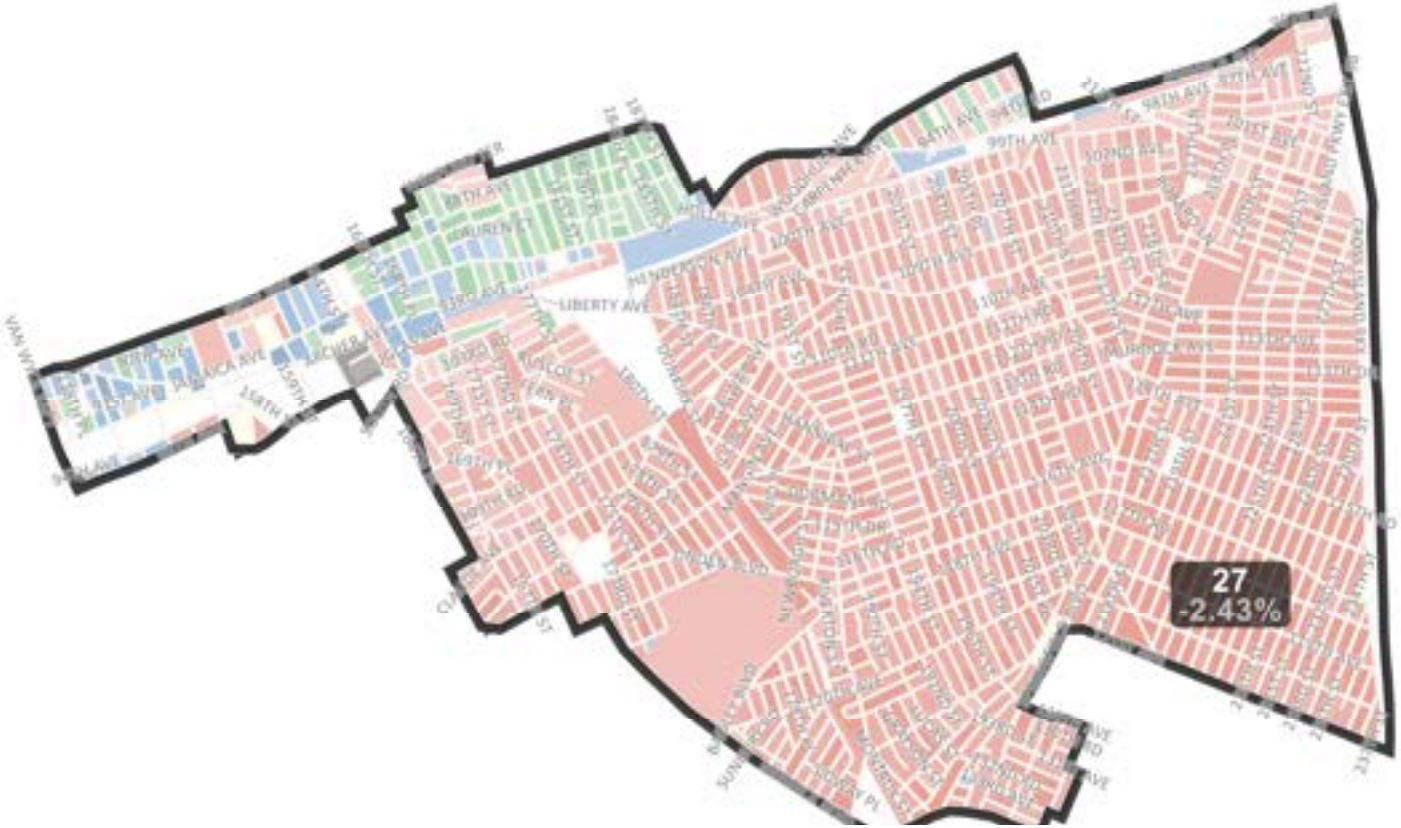

ernate Schwartzberg	1.61
Polsby Popper	0.39
Perimeter	15.63
Reock	0.38
Adj_Hispanic Origin	28,558
Adj_Hispanic Origin	16.93%
Adj_NH_DOJ_Wht	3,279
% Adj_NH_DOJ_Wht	1.94%
Adj_NH_DOJ_Blk	100,729
% Adj_NH_DOJ_Blk	59.72%
Adj_NH_DOJ_Ind	992
% Adj_NH_DOJ_Ind	0.59%
Adj_NH_DOJ_Asn	21,607
% Adj_NH_DOJ_Asn	12.81%
Adj_NH_DOJ_Hwn	160
% Adj_NH_DOJ_Hwn	0.09%
Adj_NH_DOJ_Oth	5,941
% Adj_NH_DOJ_Oth	3.52%
Adj_18+_Pop	134,953
% Adj_18+_Pop	80.01%
Adj_H18+_Pop	21,148
% Adj_H18+_Pop	15.67%
dj_NH18+_DOJ_Wht	2,658
dj_NH18+_DOJ_Wht	1.97%
Adj_NH18+_DOJ_Blk	82,415
Adj_NH18+_DOJ_Blk	61.07%
Adj_NH18+_DOJ_Ind	750
Adj_NH18+_DOJ_Ind	0.56%

District	28
Adj_Population	168,841
Deviation	-4,041
% Deviation	-2.34%
ernate Schwartzberg	3.27
Polsby Popper	0.09
Perimeter	40.48
Reock	0.25
Adj_Hispanic Origin	26,032
Adj_Hispanic Origin	15.42%
Adj_NH_DOJ_Wht	10,237
% Adj_NH_DOJ_Wht	6.06%
Adj_NH_DOJ_Blk	90,487
% Adj_NH_DOJ_Blk	53.59%
Adj_NH_DOJ_Ind	2,592
% Adj_NH_DOJ_Ind	1.54%
Adj_NH_DOJ_Asn	19,086
% Adj_NH_DOJ_Asn	11.3%
Adj_NH_DOJ_Hwn	201
% Adj_NH_DOJ_Hwn	0.12%
Adj_NH_DOJ_Oth	9,834
% Adj_NH_DOJ_Oth	5.82%
Adj_18+_Pop	133,748
% Adj_18+_Pop	79.22%
Adj_H18+_Pop	19,303
% Adj_H18+_Pop	14.43%
dj_NH18+_DOJ_Wht	8,457
dj_NH18+_DOJ_Wht	6.32%
Adj_NH18+_DOJ_Blk	72,771
Adj_NH18+_DOJ_Blk	54.41%
dj_NH18+_DOJ_Ind	1,966
dj_NH18+_DOJ_Ind	1.47%
dj_NH18+_DOJ_Asn	14,773
dj_NH18+_DOJ_Asn	11.05%
j_NH18+_DOJ_Hwn	166
j_NH18+_DOJ_Hwn	0.12%
dj_NH18+_DOJ_Oth	7,598
dj_NH18+_DOJ_Oth	5.68%

Polsby Popper	0.28
Perimeter	14.48
Reock	0.38
Adj_Hispanic Origin	46,738
Adj_Hispanic Origin	27.64%
Adj_NH_DOJ_Wht	58,748
% Adj_NH_DOJ_Wht	34.75%
Adj_NH_DOJ_Blk	8,304
% Adj_NH_DOJ_Blk	4.91%
Adj_NH_DOJ_Ind	634
% Adj_NH_DOJ_Ind	0.37%
Adj_NH_DOJ_Asn	47,873
% Adj_NH_DOJ_Asn	28.31%
Adj_NH_DOJ_Hwn	85
% Adj_NH_DOJ_Hwn	0.05%
Adj_NH_DOJ_Oth	4,488
% Adj_NH_DOJ_Oth	2.65%
Adj_18+_Pop	138,183
% Adj_18+_Pop	81.73%
Adj_H18+_Pop	36,828
% Adj_H18+_Pop	26.65%
dj_NH18+_DOJ_Wht	49,832
dj_NH18+_DOJ_Wht	36.06%
Adj_NH18+_DOJ_Blk	6,872
Adj_NH18+_DOJ_Blk	4.97%
dj_NH18+_DOJ_Ind	491
dj_NH18+_DOJ_Ind	0.36%
dj_NH18+_DOJ_Asn	39,020
dj_NH18+_DOJ_Asn	28.24%
j_NH18+_DOJ_Hwn	64
j_NH18+_DOJ_Hwn	0.05%
dj_NH18+_DOJ_Oth	3,382
dj_NH18+_DOJ_Oth	2.45%

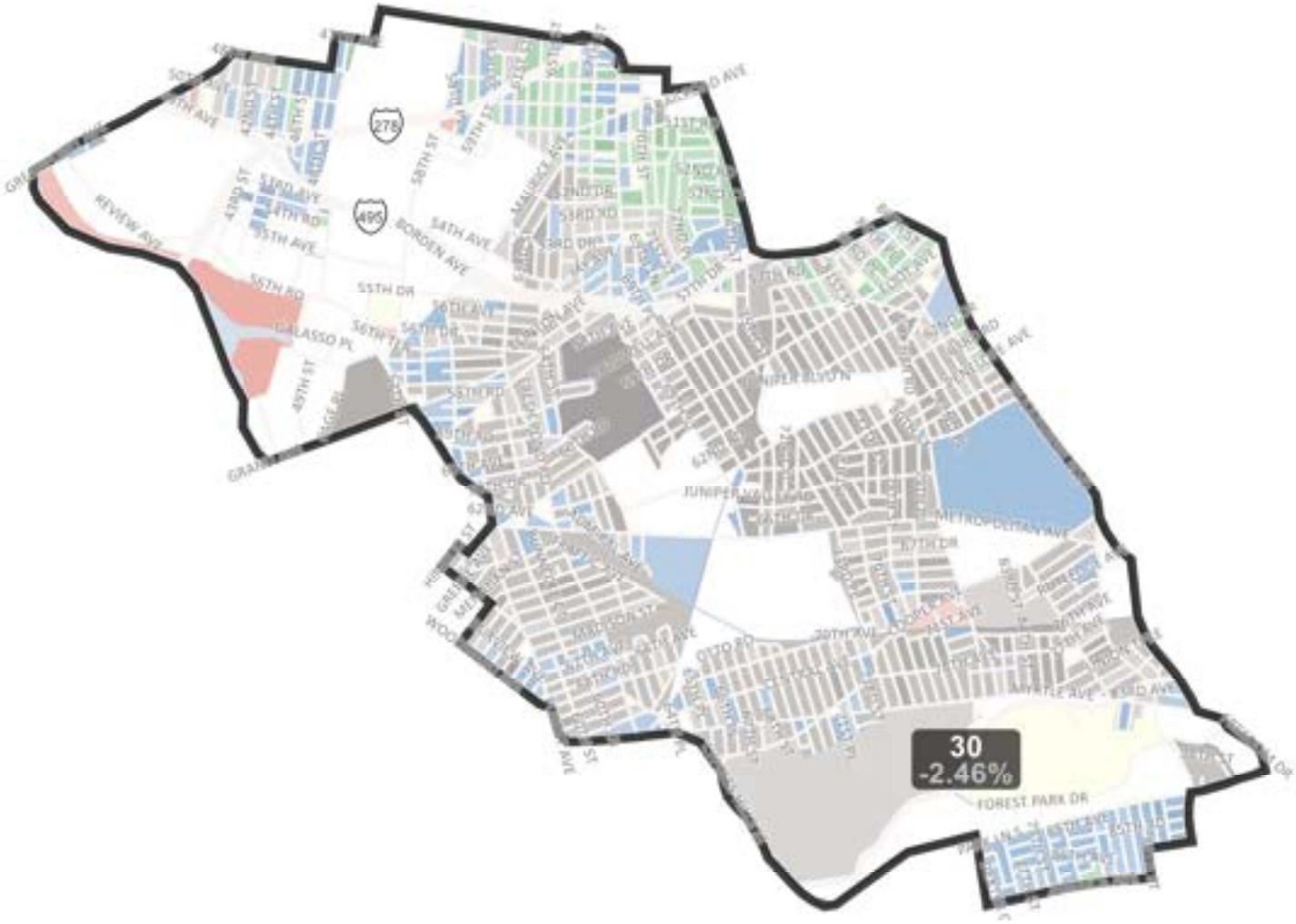

Deviation	-4,245
% Deviation	-2.46%
ernate Schwartzberg	1.5
Polsby Popper	0.44
Perimeter	15.39
Reock	0.36
Adj_Hispanic Origin	54,668
Adj_Hispanic Origin	32.42%
Adj_NH_DOJ_Wht	79,880
% Adj_NH_DOJ_Wht	47.37%
Adj_NH_DOJ_Blk	3,904
% Adj_NH_DOJ_Blk	2.32%
Adj_NH_DOJ_Ind	345
% Adj_NH_DOJ_Ind	0.2%
Adj_NH_DOJ_Asn	26,864
% Adj_NH_DOJ_Asn	15.93%
Adj_NH_DOJ_Hwn	72
% Adj_NH_DOJ_Hwn	0.04%
Adj_NH_DOJ_Oth	2,072
% Adj_NH_DOJ_Oth	1.23%
Adj_18+_Pop	136,836
% Adj_18+_Pop	81.14%
Adj_H18+_Pop	42,052
% Adj_H18+_Pop	30.73%
dj_NH18+_DOJ_Wht	67,934
dj_NH18+_DOJ_Wht	49.65%
Adj_NH18+_DOJ_Blk	3,073
Adj_NH18+_DOJ_Blk	2.25%
Adj_NH18+_DOJ_Ind	267
Adj_NH18+_DOJ_Ind	0.2%
dj_NH18+_DOJ_Asn	21,367
dj_NH18+_DOJ_Asn	15.62%
dj_NH18+_DOJ_Hwn	58

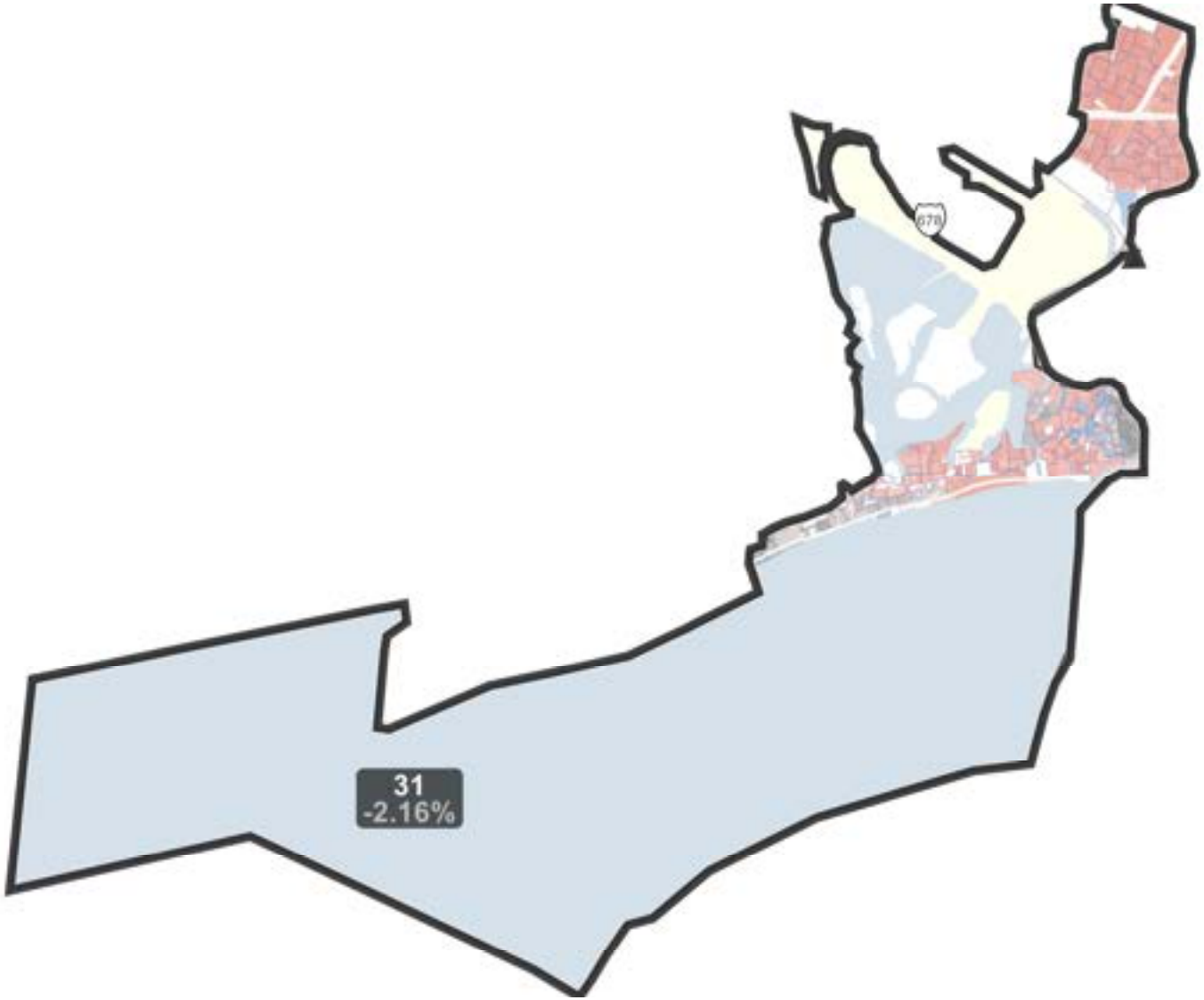

District	31
Adj_Population	169,151
Deviation	-3,731
% Deviation	-2.16%
ernate Schwartzberg	2.48
Polsby Popper	0.16
Perimeter	74.62
Reock	0.22
Adj_Hispanic Origin	33,005
Adj_Hispanic Origin	19.51%
Adj_NH_DOJ_Wht	27,044
% Adj_NH_DOJ_Wht	15.99%
Adj_NH_DOJ_Blk	95,370
% Adj_NH_DOJ_Blk	56.38%
Adj_NH_DOJ_Ind	697
% Adj_NH_DOJ_Ind	0.41%
Adj_NH_DOJ_Asn	4,624
% Adj_NH_DOJ_Asn	2.73%
Adj_NH_DOJ_Hwn	92
% Adj_NH_DOJ_Hwn	0.05%
Adj_NH_DOJ_Oth	3,022
% Adj_NH_DOJ_Oth	1.79%
Adj_18+_Pop	130,355
% Adj_18+_Pop	77.06%
Adj_H18+_Pop	24,141
% Adj_H18+_Pop	18.52%
dj_NH18+_DOJ_Wht	20,694
dj_NH18+_DOJ_Wht	15.88%
Adj_NH18+_DOJ_Blk	74,587
Adj_NH18+_DOJ_Blk	57.22%
dj_NH18+_DOJ_Ind	532
dj_NH18+_DOJ_Ind	0.41%
dj_NH18+_DOJ_Asn	3,752
dj_NH18+_DOJ_Asn	2.88%
j_NH18+_DOJ_Hwn	73

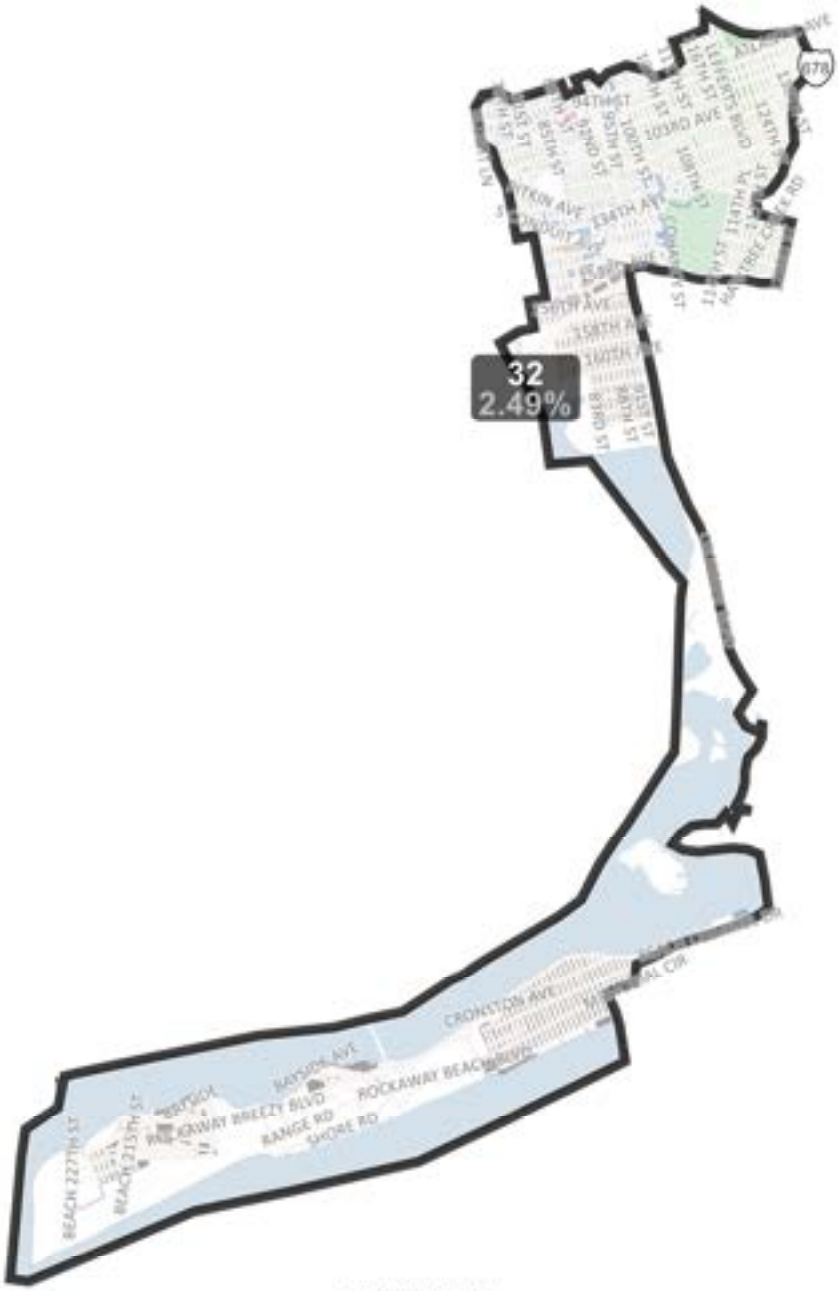

©2021 CALIPER

District	32
Adj_Population	177,187
Deviation	4,305
% Deviation	2.49%
ernate Schwartzberg	2.81
Polsby Popper	0.13
Perimeter	40.72
Reock	0.13
Adj_Hispanic Origin	51,947
Adj_Hispanic Origin	29.32%
Adj_NH_DOJ_Wht	37,216
% Adj_NH_DOJ_Wht	21%
Adj_NH_DOJ_Blk	14,455
% Adj_NH_DOJ_Blk	8.16%
Adj_NH_DOJ_Ind	2,774
% Adj_NH_DOJ_Ind	1.57%
Adj_NH_DOJ_Asn	44,924
% Adj_NH_DOJ_Asn	25.35%
Adj_NH_DOJ_Hwn	197
% Adj_NH_DOJ_Hwn	0.11%
Adj_NH_DOJ_Oth	15,214
% Adj_NH_DOJ_Oth	8.59%
Adj_18+_Pop	141,756
% Adj_18+_Pop	80%
Adj_H18+_Pop	39,973
% Adj_H18+_Pop	28.2%
dj_NH18+_DOJ_Wht	31,398
dj_NH18+_DOJ_Wht	22.15%
Adj_NH18+_DOJ_Blk	11,748
Adj_NH18+_DOJ_Blk	8.29%
dj_NH18+_DOJ_Ind	2,200
dj_NH18+_DOJ_Ind	1.55%
dj_NH18+_DOJ_Asn	35,312
dj_NH18+_DOJ_Asn	24.91%
dj_NH18+_DOJ_Hwn	149
dj_NH18+_DOJ_Hwn	0.11%
dj_NH18+_DOJ_Oth	12,090
dj_NH18+_DOJ_Oth	8.53%

District	33
Adj_Population	169,126
Deviation	-3,756
% Deviation	-2.17%
ernate Schwartzberg	2.68
Polsby Popper	0.14
Perimeter	18.73
Reock	0.2
Adj_Hispanic Origin	18,943
Adj_Hispanic Origin	11.2%
Adj_NH_DOJ_Wht	125,821
% Adj_NH_DOJ_Wht	74.39%
Adj_NH_DOJ_Blk	6,447
% Adj_NH_DOJ_Blk	3.81%
Adj_NH_DOJ_Ind	508
% Adj_NH_DOJ_Ind	0.3%
Adj_NH_DOJ_Asn	11,967
% Adj_NH_DOJ_Asn	7.08%
Adj_NH_DOJ_Hwn	79
% Adj_NH_DOJ_Hwn	0.05%
Adj_NH_DOJ_Oth	4,655
% Adj_NH_DOJ_Oth	2.75%
Adj_18+_Pop	122,647
% Adj_18+_Pop	72.52%
Adj_H18+_Pop	15,223
% Adj_H18+_Pop	12.41%
dj_NH18+_DOJ_Wht	88,335
dj_NH18+_DOJ_Wht	72.02%
Adj_NH18+_DOJ_Blk	5,375
Adj_NH18+_DOJ_Blk	4.38%
dj_NH18+_DOJ_Ind	418
dj_NH18+_DOJ_Ind	0.34%
dj_NH18+_DOJ_Asn	9,831
dj_NH18+_DOJ_Asn	8.02%
j_NH18+_DOJ_Hwn	71

Deviation	-3,628
% Deviation	-2.1%
ernate Schwartzberg	1.97
Polsby Popper	0.26
Perimeter	15.44
Reock	0.27
Adj_Hispanic Origin	71,299
Adj_Hispanic Origin	42.13%
Adj_NH_DOJ_Wht	64,500
% Adj_NH_DOJ_Wht	38.11%
Adj_NH_DOJ_Blk	12,376
% Adj_NH_DOJ_Blk	7.31%
Adj_NH_DOJ_Ind	521
% Adj_NH_DOJ_Ind	0.31%
Adj_NH_DOJ_Asn	16,619
% Adj_NH_DOJ_Asn	9.82%
Adj_NH_DOJ_Hwn	157
% Adj_NH_DOJ_Hwn	0.09%
Adj_NH_DOJ_Oth	2,593
% Adj_NH_DOJ_Oth	1.53%
Adj_18+_Pop	142,502
% Adj_18+_Pop	84.19%
Adj_H18+_Pop	56,849
% Adj_H18+_Pop	39.89%
dj_NH18+_DOJ_Wht	57,302
dj_NH18+_DOJ_Wht	40.21%
Adj_NH18+_DOJ_Blk	10,098
Adj_NH18+_DOJ_Blk	7.09%
Adj_NH18+_DOJ_Ind	482
Adj_NH18+_DOJ_Ind	0.34%
dj_NH18+_DOJ_Asn	14,764
dj_NH18+_DOJ_Asn	10.36%

District	35
Adj_Population	177,175
Deviation	4,293
% Deviation	2.48%
ernate Schwartzberg	1.79
Polsby Popper	0.31
Perimeter	11.13
Reock	0.24
Adj_Hispanic Origin	22,382
Adj_Hispanic Origin	12.63%
Adj_NH_DOJ_Wht	64,757
% Adj_NH_DOJ_Wht	36.55%
Adj_NH_DOJ_Blk	65,485
% Adj_NH_DOJ_Blk	36.96%
Adj_NH_DOJ_Ind	473
% Adj_NH_DOJ_Ind	0.27%
Adj_NH_DOJ_Asn	16,398
% Adj_NH_DOJ_Asn	9.26%
Adj_NH_DOJ_Hwn	103
% Adj_NH_DOJ_Hwn	0.06%
Adj_NH_DOJ_Oth	3,887
% Adj_NH_DOJ_Oth	2.19%
Adj_18+_Pop	146,554
% Adj_18+_Pop	82.72%
Adj_H18+_Pop	17,743
% Adj_H18+_Pop	12.11%
dj_NH18+_DOJ_Wht	54,059
dj_NH18+_DOJ_Wht	36.89%
Adj_NH18+_DOJ_Blk	54,220
Adj_NH18+_DOJ_Blk	37%
dj_NH18+_DOJ_Ind	370
dj_NH18+_DOJ_Ind	0.25%
dj_NH18+_DOJ_Asn	14,135
dj_NH18+_DOJ_Asn	9.64%
dj_NH18+_DOJ_Hwn	92

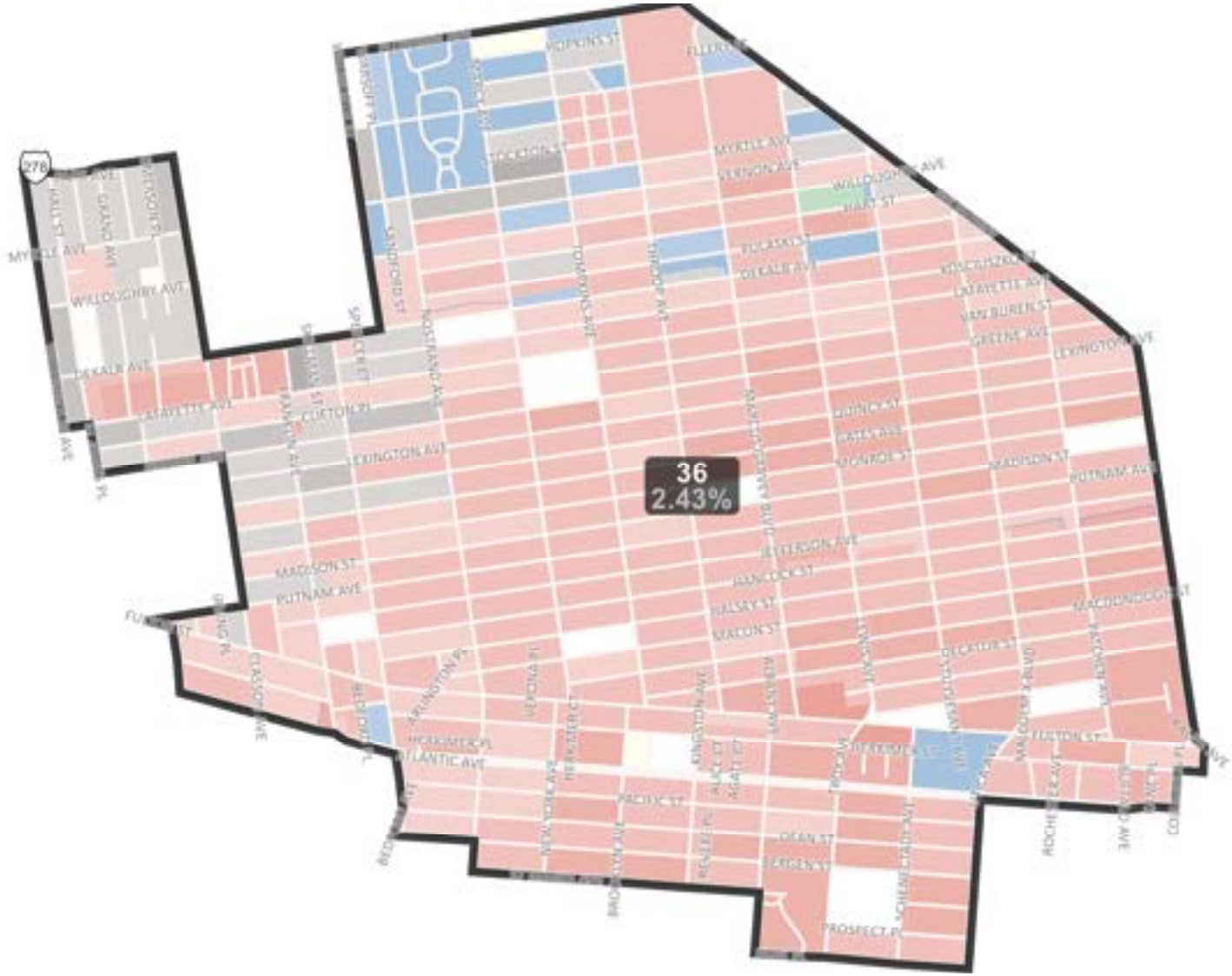

District	36
Adj_Population	177,086
Deviation	4,204
% Deviation	2.43%
ernate Schwartzberg	1.47
Polsby Popper	0.46
Perimeter	8.92
Reock	0.52
Adj_Hispanic Origin	33,755
Adj_Hispanic Origin	19.06%
Adj_NH_DOJ_Wht	39,342
% Adj_NH_DOJ_Wht	22.22%
Adj_NH_DOJ_Blk	86,002
% Adj_NH_DOJ_Blk	48.57%
Adj_NH_DOJ_Ind	658
% Adj_NH_DOJ_Ind	0.37%
Adj_NH_DOJ_Asn	10,945
% Adj_NH_DOJ_Asn	6.18%
Adj_NH_DOJ_Hwn	94
% Adj_NH_DOJ_Hwn	0.05%
Adj_NH_DOJ_Oth	2,331
% Adj_NH_DOJ_Oth	1.32%
Adj_18+_Pop	146,363
% Adj_18+_Pop	82.65%
Adj_H18+_Pop	26,141
% Adj_H18+_Pop	17.86%
dj_NH18+_DOJ_Wht	34,600
dj_NH18+_DOJ_Wht	23.64%
Adj_NH18+_DOJ_Blk	70,344
Adj_NH18+_DOJ_Blk	48.06%
dj_NH18+_DOJ_Ind	560
dj_NH18+_DOJ_Ind	0.38%
dj_NH18+_DOJ_Asn	9,566
dj_NH18+_DOJ_Asn	6.54%
dj_NH18+_DOJ_Hwn	75

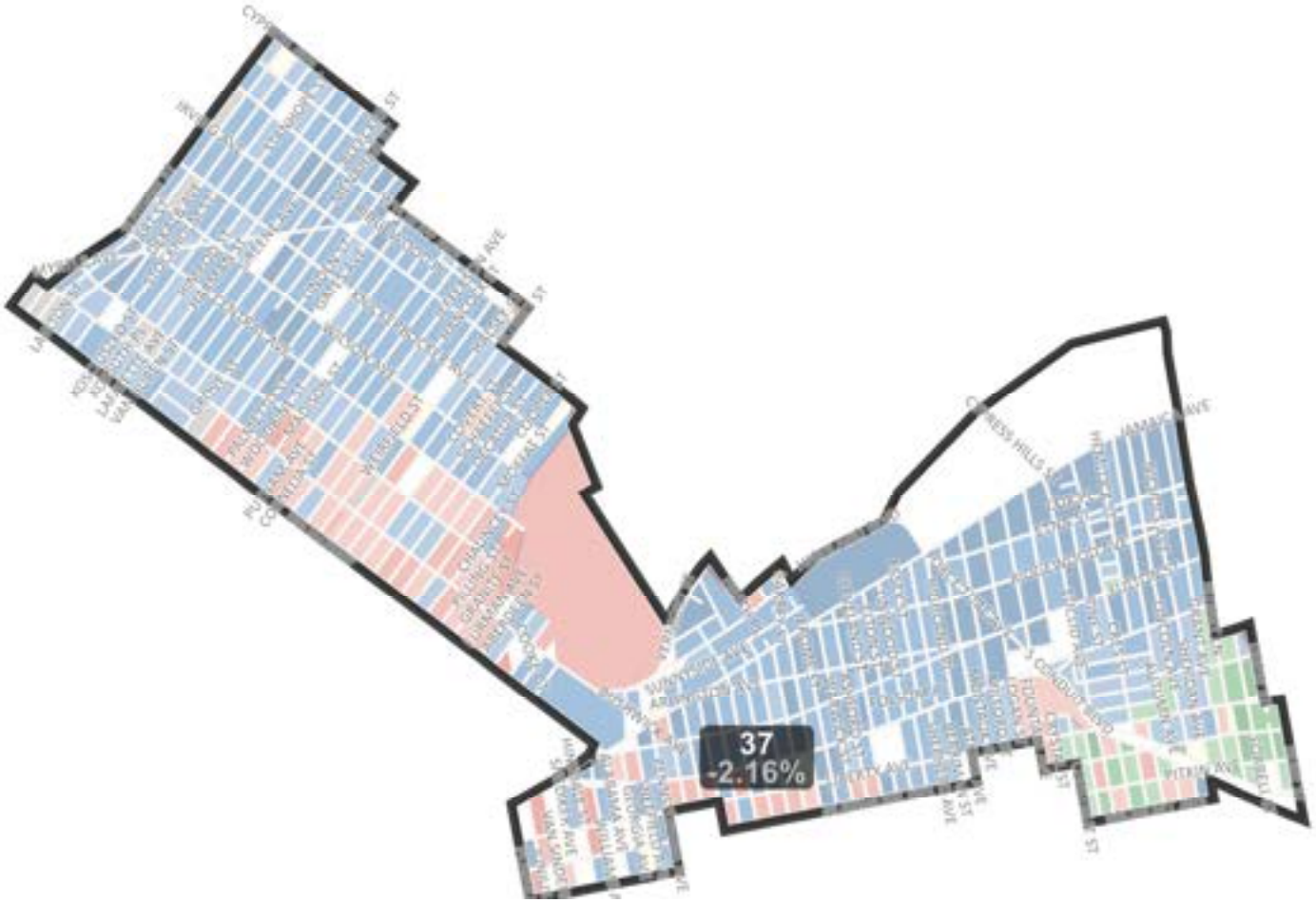

Deviation	-3,734
% Deviation	-2.16%
ernate Schwartzberg	1.97
Polsby Popper	0.26
Perimeter	13.03
Reock	0.27
Adj_Hispanic Origin	90,671
Adj_Hispanic Origin	53.6%
Adj_NH_DOJ_Wht	22,191
% Adj_NH_DOJ_Wht	13.12%
Adj_NH_DOJ_Blk	31,196
% Adj_NH_DOJ_Blk	18.44%
Adj_NH_DOJ_Ind	818
% Adj_NH_DOJ_Ind	0.48%
Adj_NH_DOJ_Asn	16,887
% Adj_NH_DOJ_Asn	9.98%
Adj_NH_DOJ_Hwn	126
% Adj_NH_DOJ_Hwn	0.07%
Adj_NH_DOJ_Oth	3,684
% Adj_NH_DOJ_Oth	2.18%
Adj_18+_Pop	134,343
% Adj_18+_Pop	79.42%
Adj_H18+_Pop	68,948
% Adj_H18+_Pop	51.32%
dj_NH18+_DOJ_Wht	20,334
dj_NH18+_DOJ_Wht	15.14%
Adj_NH18+_DOJ_Blk	24,967
Adj_NH18+_DOJ_Blk	18.58%
Adj_NH18+_DOJ_Ind	677
Adj_NH18+_DOJ_Ind	0.5%
dj_NH18+_DOJ_Asn	13,528
dj_NH18+_DOJ_Asn	10.07%

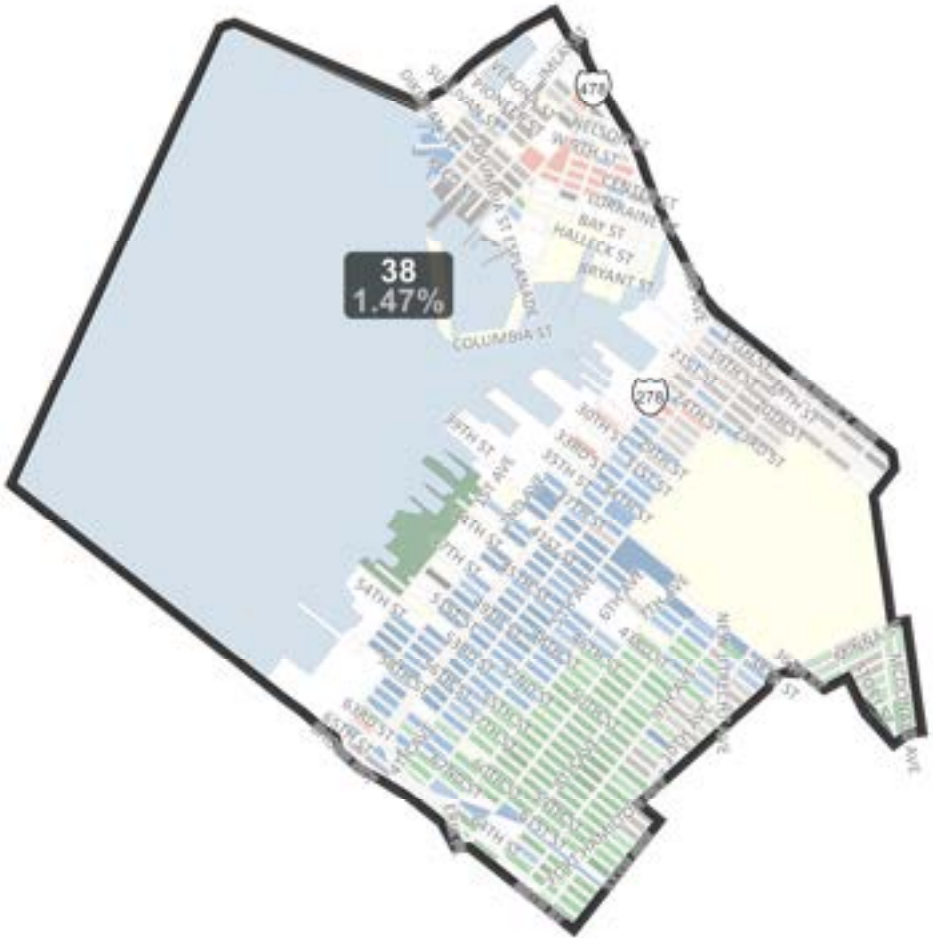

Polsby Popper	0.6
Perimeter	13.65
Reock	0.59
Adj_Hispanic Origin	63,176
Adj_Hispanic Origin	36.01%
Adj_NH_DOJ_Wht	32,289
% Adj_NH_DOJ_Wht	18.41%
Adj_NH_DOJ_Blk	7,500
% Adj_NH_DOJ_Blk	4.28%
Adj_NH_DOJ_Ind	296
% Adj_NH_DOJ_Ind	0.17%
Adj_NH_DOJ_Asn	69,167
% Adj_NH_DOJ_Asn	39.43%
Adj_NH_DOJ_Hwn	66
% Adj_NH_DOJ_Hwn	0.04%
Adj_NH_DOJ_Oth	1,950
% Adj_NH_DOJ_Oth	1.11%
Adj_18+_Pop	132,901
% Adj_18+_Pop	75.76%
Adj_H18+_Pop	47,109
% Adj_H18+_Pop	35.45%
dj_NH18+_DOJ_Wht	25,177
dj_NH18+_DOJ_Wht	18.94%
Adj_NH18+_DOJ_Blk	5,955
Adj_NH18+_DOJ_Blk	4.48%
dj_NH18+_DOJ_Ind	244
dj_NH18+_DOJ_Ind	0.18%
dj_NH18+_DOJ_Asn	52,447
dj_NH18+_DOJ_Asn	39.46%
j_NH18+_DOJ_Hwn	51
j_NH18+_DOJ_Hwn	0.04%
dj_NH18+_DOJ_Oth	1,211
dj_NH18+_DOJ_Oth	0.91%

District	39
Adj_Population	169,734
Deviation	-3,148
% Deviation	-1.82%
ernate Schwartzberg	1.87
Polsby Popper	0.29
Perimeter	12.84
Reock	0.27
Adj_Hispanic Origin	23,582
Adj_Hispanic Origin	13.89%
Adj_NH_DOJ_Wht	102,165
% Adj_NH_DOJ_Wht	60.19%
Adj_NH_DOJ_Blk	13,281
% Adj_NH_DOJ_Blk	7.82%
Adj_NH_DOJ_Ind	595
% Adj_NH_DOJ_Ind	0.35%
Adj_NH_DOJ_Asn	25,175
% Adj_NH_DOJ_Asn	14.83%
Adj_NH_DOJ_Hwn	69
% Adj_NH_DOJ_Hwn	0.04%
Adj_NH_DOJ_Oth	3,441
% Adj_NH_DOJ_Oth	2.03%
Adj_18+_Pop	134,981
% Adj_18+_Pop	79.53%
Adj_H18+_Pop	18,574
% Adj_H18+_Pop	13.76%
dj_NH18+_DOJ_Wht	82,610
dj_NH18+_DOJ_Wht	61.2%
Adj_NH18+_DOJ_Blk	10,930
Adj_NH18+_DOJ_Blk	8.1%
dj_NH18+_DOJ_Ind	492
dj_NH18+_DOJ_Ind	0.36%
dj_NH18+_DOJ_Asn	18,830
dj_NH18+_DOJ_Asn	13.95%
j_NH18+_DOJ_Hwn	60
j_NH18+_DOJ_Hwn	0.04%
dj_NH18+_DOJ_Oth	2,451
dj_NH18+_DOJ_Oth	1.82%

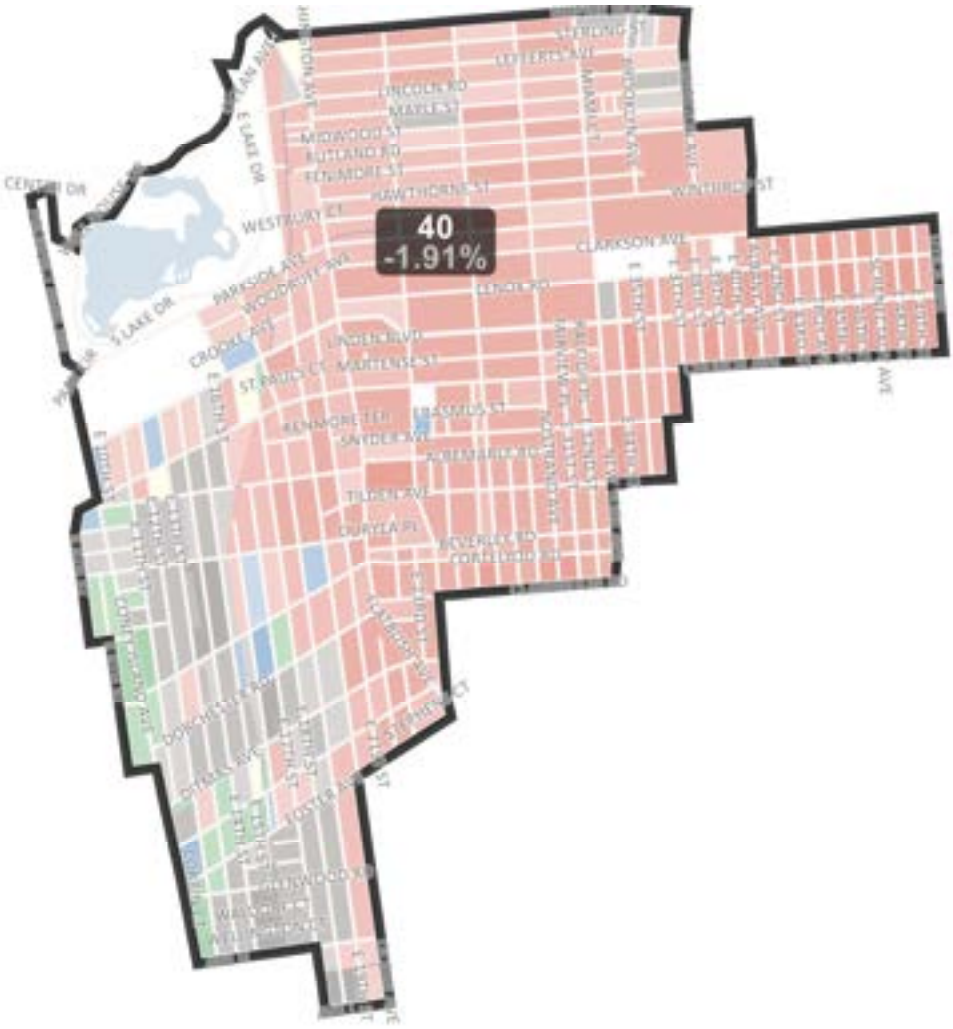

Polsby Popper	0.39
Perimeter	9.56
Reock	0.5
Adj_Hispanic Origin	26,219
Adj_Hispanic Origin	15.46%
Adj_NH_DOJ_Wht	29,883
% Adj_NH_DOJ_Wht	17.62%
Adj_NH_DOJ_Blk	92,490
% Adj_NH_DOJ_Blk	54.54%
Adj_NH_DOJ_Ind	507
% Adj_NH_DOJ_Ind	0.3%
Adj_NH_DOJ_Asn	12,039
% Adj_NH_DOJ_Asn	7.1%
Adj_NH_DOJ_Hwn	85
% Adj_NH_DOJ_Hwn	0.05%
Adj_NH_DOJ_Oth	2,680
% Adj_NH_DOJ_Oth	1.58%
Adj_18+_Pop	138,530
% Adj_18+_Pop	81.69%
Adj_H18+_Pop	20,371
% Adj_H18+_Pop	14.71%
dj_NH18+_DOJ_Wht	25,246
dj_NH18+_DOJ_Wht	18.22%
Adj_NH18+_DOJ_Blk	75,934
Adj_NH18+_DOJ_Blk	54.81%
dj_NH18+_DOJ_Ind	407
dj_NH18+_DOJ_Ind	0.29%
dj_NH18+_DOJ_Asn	9,610
dj_NH18+_DOJ_Asn	6.94%
j_NH18+_DOJ_Hwn	66
j_NH18+_DOJ_Hwn	0.05%
dj_NH18+_DOJ_Oth	1,955
dj_NH18+_DOJ_Oth	1.41%

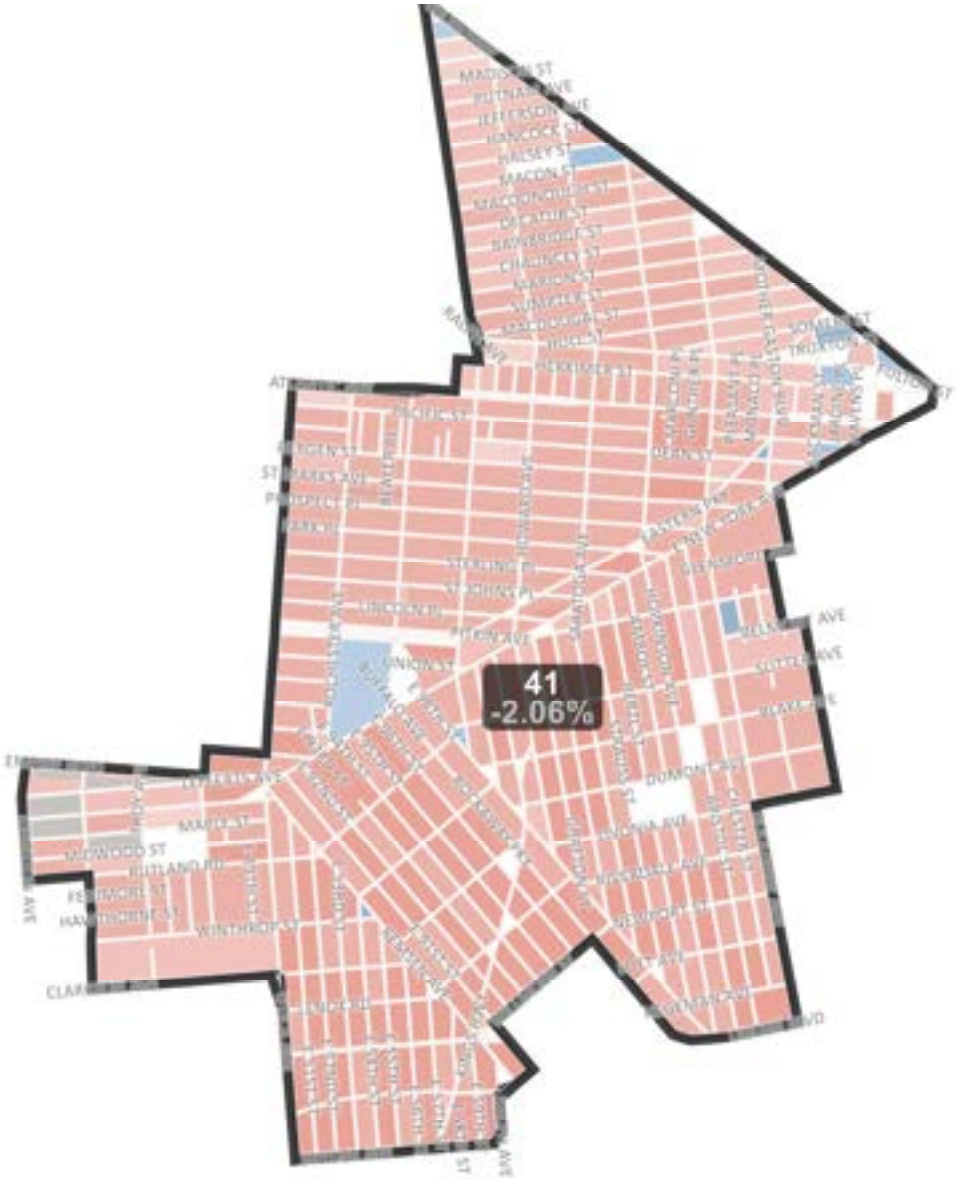

Deviation	-3,555
% Deviation	-2.06%
ernate Schwartzberg	1.66
Polsby Popper	0.36
Perimeter	10.02
Reock	0.46
Adj_Hispanic Origin	25,970
Adj_Hispanic Origin	15.34%
Adj_NH_DOJ_Wht	10,404
% Adj_NH_DOJ_Wht	6.14%
Adj_NH_DOJ_Blk	121,111
% Adj_NH_DOJ_Blk	71.52%
Adj_NH_DOJ_Ind	471
% Adj_NH_DOJ_Ind	0.28%
Adj_NH_DOJ_Asn	2,593
% Adj_NH_DOJ_Asn	1.53%
Adj_NH_DOJ_Hwn	65
% Adj_NH_DOJ_Hwn	0.04%
Adj_NH_DOJ_Oth	2,072
% Adj_NH_DOJ_Oth	1.22%
Adj_18+_Pop	131,983
% Adj_18+_Pop	77.95%
Adj_H18+_Pop	19,378
% Adj_H18+_Pop	14.68%
dj_NH18+_DOJ_Wht	8,133
dj_NH18+_DOJ_Wht	6.16%
Adj_NH18+_DOJ_Blk	94,777
Adj_NH18+_DOJ_Blk	71.81%
dj_NH18+_DOJ_Ind	346
dj_NH18+_DOJ_Ind	0.26%
dj_NH18+_DOJ_Asn	2,130
dj_NH18+_DOJ_Asn	1.61%
j_NH18+_DOJ_Hwn	48
j_NH18+_DOJ_Hwn	0.04%
dj_NH18+_DOJ_Oth	1,510
dj_NH18+_DOJ_Oth	1.14%

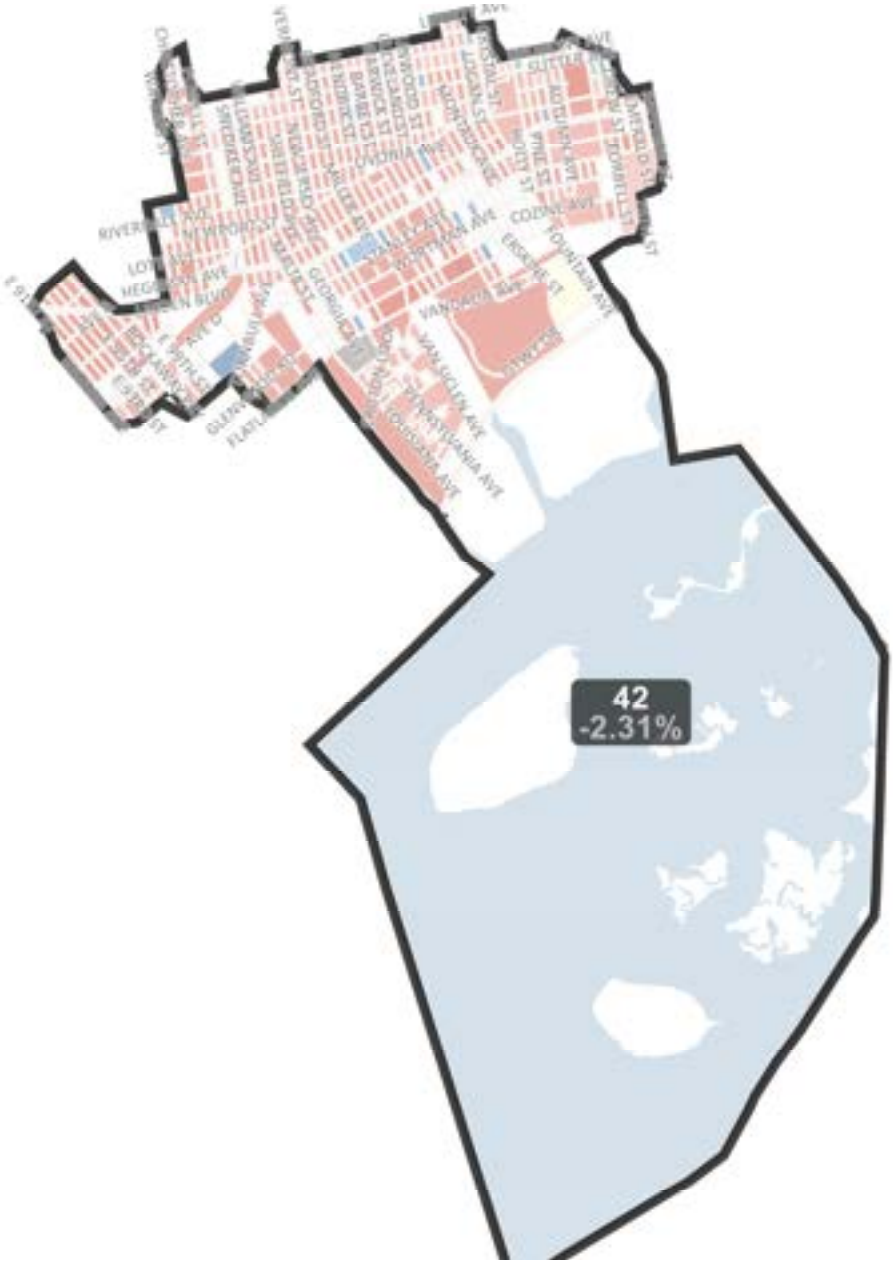

District	42
Adj_Population	168,886
Deviation	-3,996
% Deviation	-2.31%
ernate Schwartzberg	1.71
Polsby Popper	0.34
Perimeter	23.13
Reock	0.39
Adj_Hispanic Origin	41,344
Adj_Hispanic Origin	24.48%
Adj_NH_DOJ_Wht	5,118
% Adj_NH_DOJ_Wht	3.03%
Adj_NH_DOJ_Blk	108,427
% Adj_NH_DOJ_Blk	64.2%
Adj_NH_DOJ_Ind	514
% Adj_NH_DOJ_Ind	0.3%
Adj_NH_DOJ_Asn	5,296
% Adj_NH_DOJ_Asn	3.14%
Adj_NH_DOJ_Hwn	66
% Adj_NH_DOJ_Hwn	0.04%
Adj_NH_DOJ_Oth	1,825
% Adj_NH_DOJ_Oth	1.08%
Adj_18+_Pop	128,834
% Adj_18+_Pop	76.28%
Adj_H18+_Pop	30,398
% Adj_H18+_Pop	23.59%
dj_NH18+_DOJ_Wht	4,359
dj_NH18+_DOJ_Wht	3.38%
Adj_NH18+_DOJ_Blk	82,935
Adj_NH18+_DOJ_Blk	64.37%
dj_NH18+_DOJ_Ind	416
dj_NH18+_DOJ_Ind	0.32%
dj_NH18+_DOJ_Asn	4,041
dj_NH18+_DOJ_Asn	3.14%
dj_NH18+_DOJ_Hwn	48
dj_NH18+_DOJ_Hwn	0.04%
dj_NH18+_DOJ_Oth	1,286
dj_NH18+_DOJ_Oth	1%

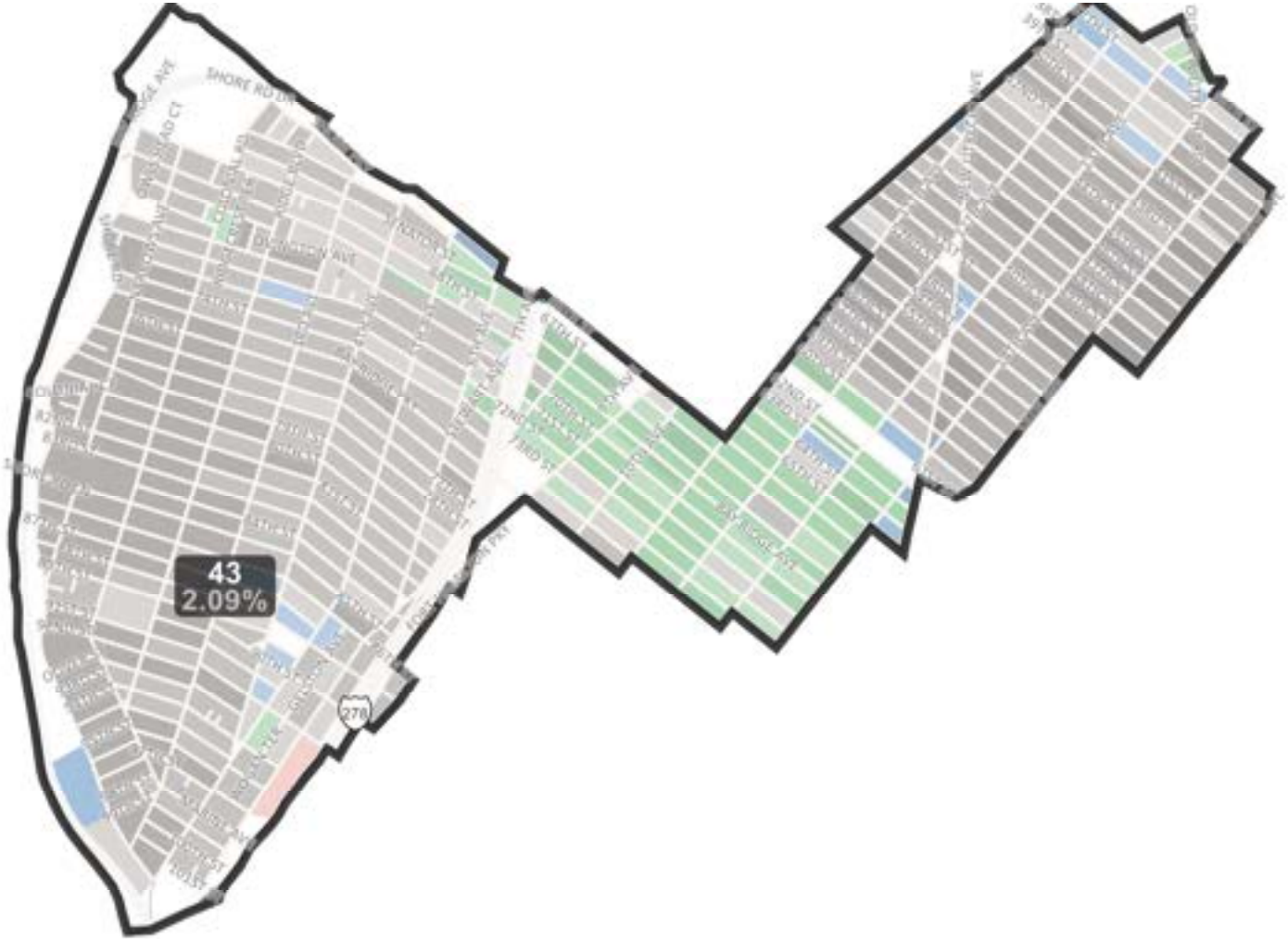

Deviation	3,617
% Deviation	2.09%
ernate Schwartzberg	1.82
Polsby Popper	0.3
Perimeter	11.97
Reock	0.34
Adj_Hispanic Origin	26,597
Adj_Hispanic Origin	15.07%
Adj_NH_DOJ_Wht	105,368
% Adj_NH_DOJ_Wht	59.7%
Adj_NH_DOJ_Blk	3,210
% Adj_NH_DOJ_Blk	1.82%
Adj_NH_DOJ_Ind	324
% Adj_NH_DOJ_Ind	0.18%
Adj_NH_DOJ_Asn	35,264
% Adj_NH_DOJ_Asn	19.98%
Adj_NH_DOJ_Hwn	59
% Adj_NH_DOJ_Hwn	0.03%
Adj_NH_DOJ_Oth	4,982
% Adj_NH_DOJ_Oth	2.82%
Adj_18+_Pop	126,045
% Adj_18+_Pop	71.41%
Adj_H18+_Pop	19,454
% Adj_H18+_Pop	15.43%
dj_NH18+_DOJ_Wht	73,334
dj_NH18+_DOJ_Wht	58.18%
Adj_NH18+_DOJ_Blk	2,550
Adj_NH18+_DOJ_Blk	2.02%
Adj_NH18+_DOJ_Ind	267
Adj_NH18+_DOJ_Ind	0.21%
dj_NH18+_DOJ_Asn	27,144
dj_NH18+_DOJ_Asn	21.54%
dj_NH18+_DOJ_Hwn	48

Polsby Popper	0.28
Perimeter	13.29
Reock	0.36
Adj_Hispanic Origin	16,922
Adj_Hispanic Origin	9.56%
Adj_NH_DOJ_Wht	118,198
% Adj_NH_DOJ_Wht	66.75%
Adj_NH_DOJ_Blk	4,045
% Adj_NH_DOJ_Blk	2.28%
Adj_NH_DOJ_Ind	238
% Adj_NH_DOJ_Ind	0.13%
Adj_NH_DOJ_Asn	32,689
% Adj_NH_DOJ_Asn	18.46%
Adj_NH_DOJ_Hwn	43
% Adj_NH_DOJ_Hwn	0.02%
Adj_NH_DOJ_Oth	4,254
% Adj_NH_DOJ_Oth	2.4%
Adj_18+_Pop	126,203
% Adj_18+_Pop	71.27%
Adj_H18+_Pop	12,323
% Adj_H18+_Pop	9.76%
dj_NH18+_DOJ_Wht	83,358
dj_NH18+_DOJ_Wht	66.05%
Adj_NH18+_DOJ_Blk	3,299
Adj_NH18+_DOJ_Blk	2.61%
dj_NH18+_DOJ_Ind	184
dj_NH18+_DOJ_Ind	0.15%
dj_NH18+_DOJ_Asn	24,173
dj_NH18+_DOJ_Asn	19.15%
j_NH18+_DOJ_Hwn	31
j_NH18+_DOJ_Hwn	0.02%
dj_NH18+_DOJ_Oth	2,378
dj_NH18+_DOJ_Oth	1.88%

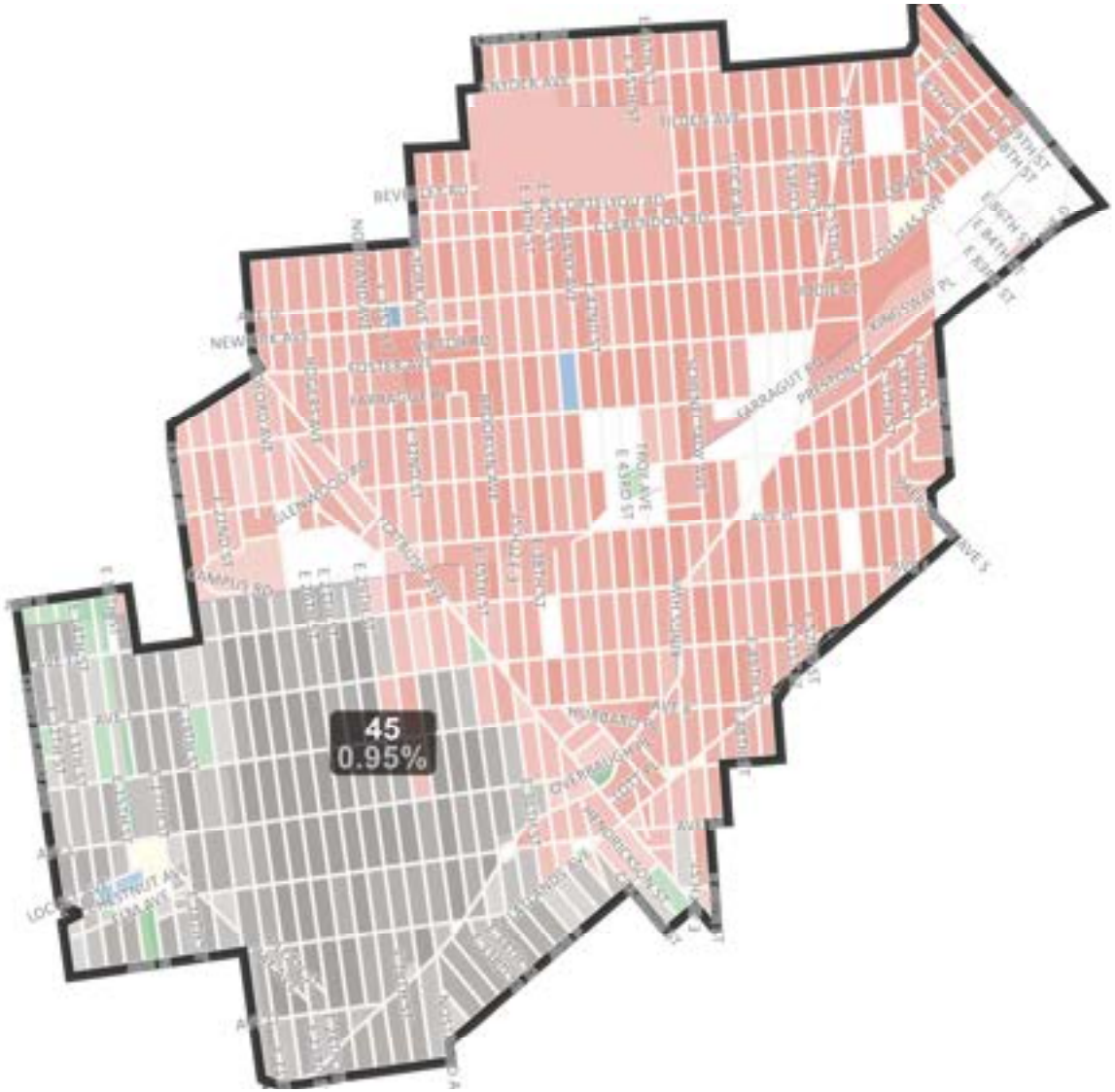

District	45
Adj_Population	174,529
Deviation	1,647
% Deviation	0.95%
ernate Schwartzberg	1.47
Polsby Popper	0.46
Perimeter	11.22
Reock	0.49
Adj_Hispanic Origin	14,548
Adj_Hispanic Origin	8.34%
Adj_NH_DOJ_Wht	43,723
% Adj_NH_DOJ_Wht	25.05%
Adj_NH_DOJ_Blk	92,804
% Adj_NH_DOJ_Blk	53.17%
Adj_NH_DOJ_Ind	363
% Adj_NH_DOJ_Ind	0.21%
Adj_NH_DOJ_Asn	13,633
% Adj_NH_DOJ_Asn	7.81%
Adj_NH_DOJ_Hwn	41
% Adj_NH_DOJ_Hwn	0.02%
Adj_NH_DOJ_Oth	2,830
% Adj_NH_DOJ_Oth	1.62%
Adj_18+_Pop	136,969
% Adj_18+_Pop	78.48%
Adj_H18+_Pop	10,928
% Adj_H18+_Pop	7.98%
dj_NH18+_DOJ_Wht	32,085
dj_NH18+_DOJ_Wht	23.43%
Adj_NH18+_DOJ_Blk	75,556
Adj_NH18+_DOJ_Blk	55.16%
dj_NH18+_DOJ_Ind	292
dj_NH18+_DOJ_Ind	0.21%
dj_NH18+_DOJ_Asn	10,158
dj_NH18+_DOJ_Asn	7.42%
j_NH18+_DOJ_Hwn	35

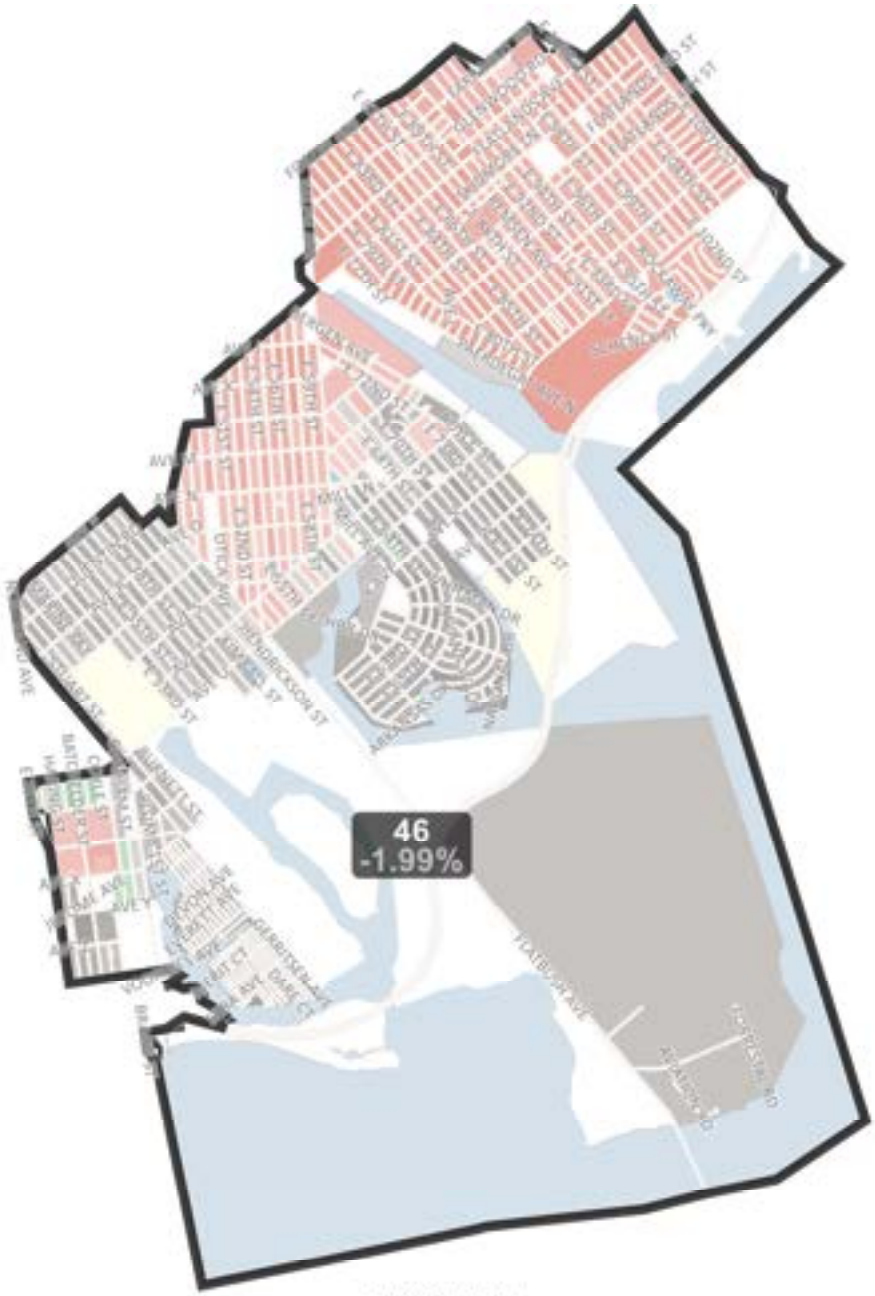

©2021 CALIPER

District	46
Adj_Population	169,445
Deviation	-3,437
% Deviation	-1.99%
ernate Schwartzberg	1.47
Polsby Popper	0.46
Perimeter	19.43
Reock	0.49
Adj_Hispanic Origin	15,074
Adj_Hispanic Origin	8.9%
Adj_NH_DOJ_Wht	45,891
% Adj_NH_DOJ_Wht	27.08%
Adj_NH_DOJ_Blk	89,473
% Adj_NH_DOJ_Blk	52.8%
Adj_NH_DOJ_Ind	315
% Adj_NH_DOJ_Ind	0.19%
Adj_NH_DOJ_Asn	11,913
% Adj_NH_DOJ_Asn	7.03%
Adj_NH_DOJ_Hwn	35
% Adj_NH_DOJ_Hwn	0.02%
Adj_NH_DOJ_Oth	1,955
% Adj_NH_DOJ_Oth	1.15%
Adj_18+_Pop	134,497
% Adj_18+_Pop	79.38%
Adj_H18+_Pop	11,177
% Adj_H18+_Pop	8.31%
dj_NH18+_DOJ_Wht	37,253
dj_NH18+_DOJ_Wht	27.7%
Adj_NH18+_DOJ_Blk	70,955
Adj_NH18+_DOJ_Blk	52.76%
dj_NH18+_DOJ_Ind	248
dj_NH18+_DOJ_Ind	0.18%
dj_NH18+_DOJ_Asn	9,325
dj_NH18+_DOJ_Asn	6.93%
dj_NH18+_DOJ_Hwn	32
dj_NH18+_DOJ_Hwn	0.02%
dj_NH18+_DOJ_Oth	1,444
dj_NH18+_DOJ_Oth	1.07%

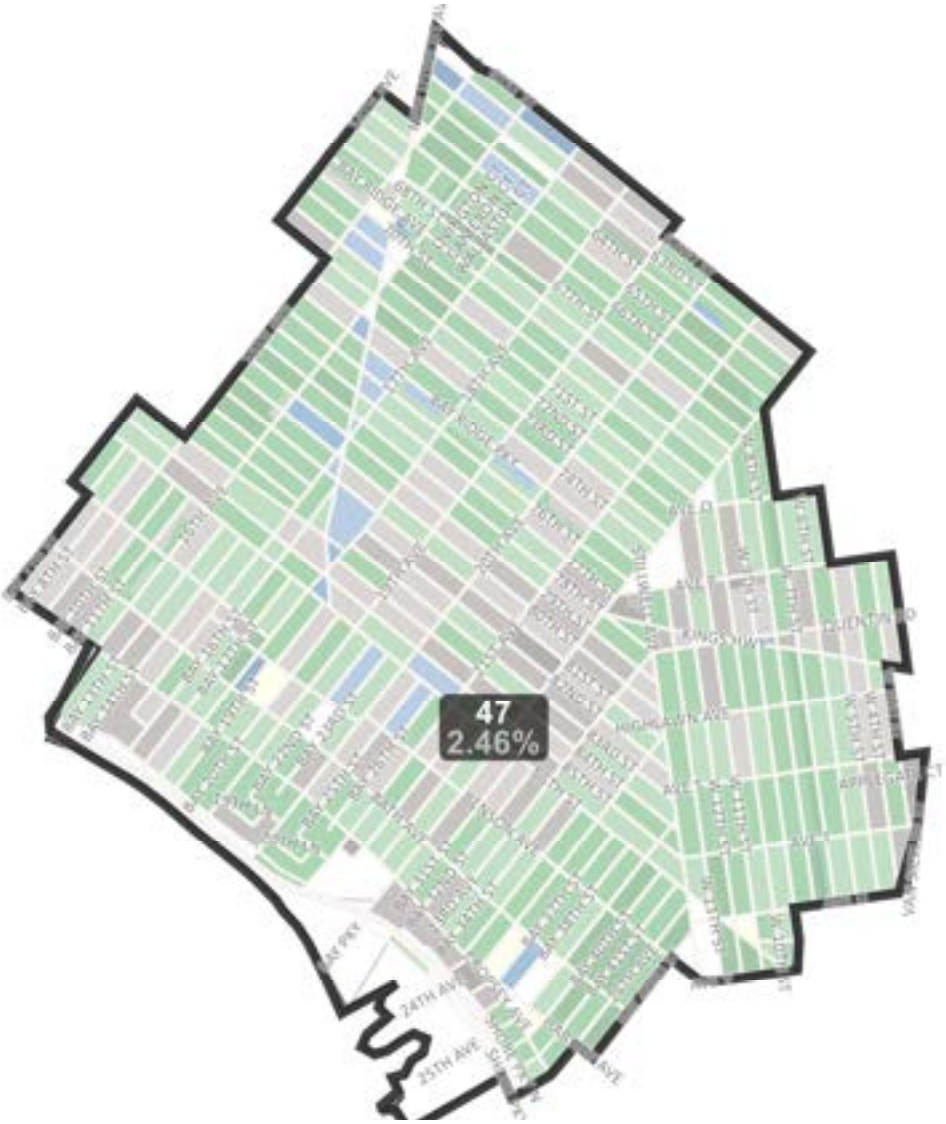

Deviation	4,248
% Deviation	2.46%
ernate Schwartzberg	1.45
Polsby Popper	0.48
Perimeter	9.29
Reock	0.59
Adj_Hispanic Origin	28,001
Adj_Hispanic Origin	15.81%
Adj_NH_DOJ_Wht	62,523
% Adj_NH_DOJ_Wht	35.3%
Adj_NH_DOJ_Blk	2,512
% Adj_NH_DOJ_Blk	1.42%
Adj_NH_DOJ_Ind	193
% Adj_NH_DOJ_Ind	0.11%
Adj_NH_DOJ_Asn	81,992
% Adj_NH_DOJ_Asn	46.29%
Adj_NH_DOJ_Hwn	47
% Adj_NH_DOJ_Hwn	0.03%
Adj_NH_DOJ_Oth	1,267
% Adj_NH_DOJ_Oth	0.72%
Adj_18+_Pop	139,442
% Adj_18+_Pop	78.72%
Adj_H18+_Pop	19,848
% Adj_H18+_Pop	14.23%
dj_NH18+_DOJ_Wht	51,964
dj_NH18+_DOJ_Wht	37.27%
Adj_NH18+_DOJ_Blk	1,944
Adj_NH18+_DOJ_Blk	1.39%
dj_NH18+_DOJ_Ind	136
dj_NH18+_DOJ_Ind	0.1%
dj_NH18+_DOJ_Asn	64,311
dj_NH18+_DOJ_Asn	46.12%
dj_NH18+_DOJ_Hwn	40
dj_NH18+_DOJ_Hwn	0.03%
dj_NH18+_DOJ_Oth	802
dj_NH18+_DOJ_Oth	0.58%

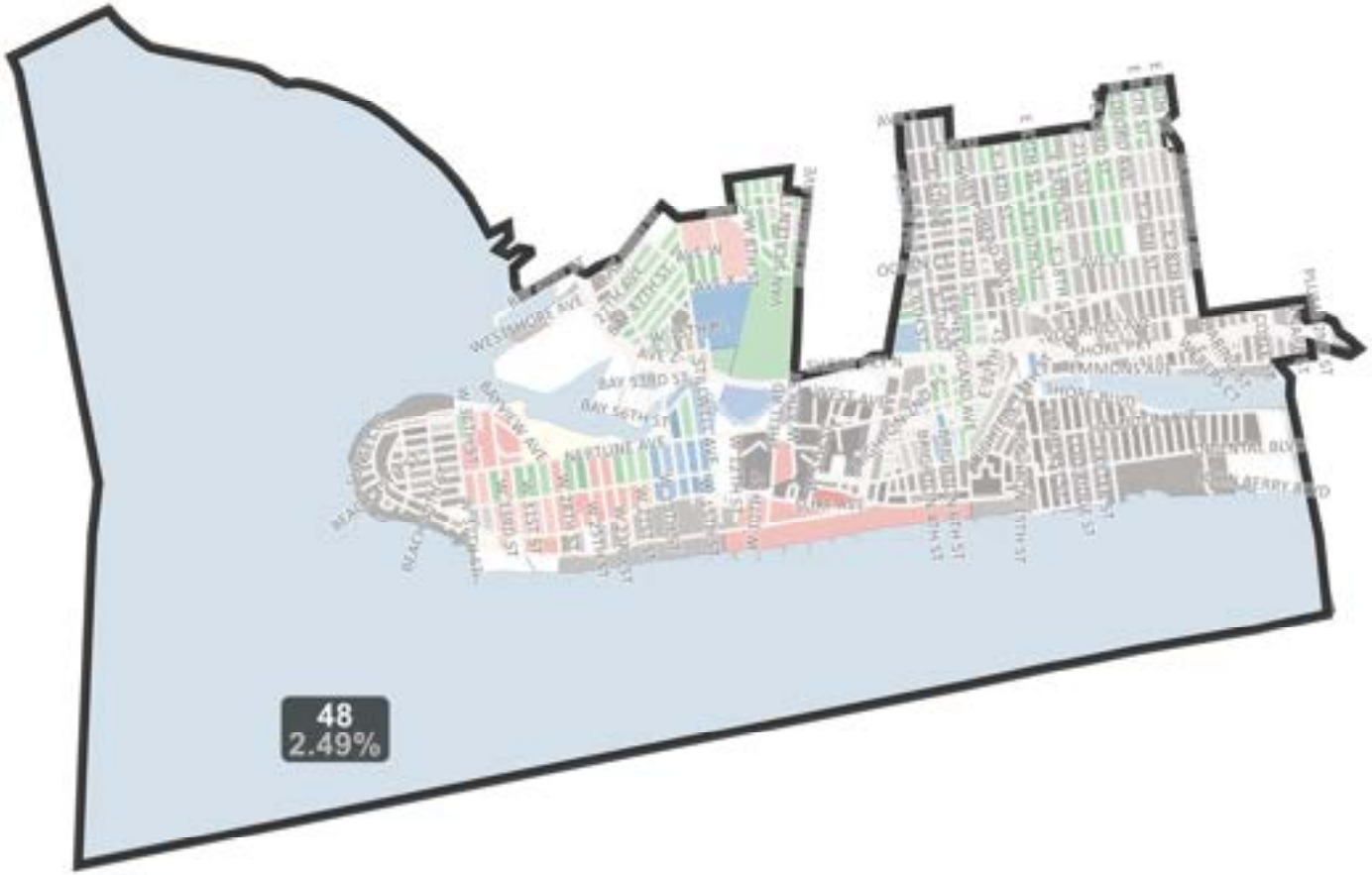

ernate Schwartzberg	1.7
Polsby Popper	0.34
Perimeter	22.91
Reock	0.43
Adj_Hispanic Origin	22,848
Adj_Hispanic Origin	12.89%
Adj_NH_DOJ_Wht	97,824
% Adj_NH_DOJ_Wht	55.21%
Adj_NH_DOJ_Blk	15,125
% Adj_NH_DOJ_Blk	8.54%
Adj_NH_DOJ_Ind	253
% Adj_NH_DOJ_Ind	0.14%
Adj_NH_DOJ_Asn	38,508
% Adj_NH_DOJ_Asn	21.73%
Adj_NH_DOJ_Hwn	61
% Adj_NH_DOJ_Hwn	0.03%
Adj_NH_DOJ_Oth	1,620
% Adj_NH_DOJ_Oth	0.91%
Adj_18+_Pop	143,379
% Adj_18+_Pop	80.92%
Adj_H18+_Pop	16,515
% Adj_H18+_Pop	11.52%
dj_NH18+_DOJ_Wht	83,063
dj_NH18+_DOJ_Wht	57.93%
Adj_NH18+_DOJ_Blk	11,365
Adj_NH18+_DOJ_Blk	7.93%
Adj_NH18+_DOJ_Ind	195
Adj_NH18+_DOJ_Ind	0.14%
dj_NH18+_DOJ_Asn	30,311
dj_NH18+_DOJ_Asn	21.14%

% Adj_NH_DOJ_Wht	29.6%
Adj_NH_DOJ_Blk	41,063
% Adj_NH_DOJ_Blk	23.21%
Adj_NH_DOJ_Ind	670
% Adj_NH_DOJ_Ind	0.38%
Adj_NH_DOJ_Asn	23,226
% Adj_NH_DOJ_Asn	13.13%
Adj_NH_DOJ_Hwn	93
% Adj_NH_DOJ_Hwn	0.05%
Adj_NH_DOJ_Oth	1,890
% Adj_NH_DOJ_Oth	1.07%
Adj_18+_Pop	135,200
% Adj_18+_Pop	76.43%
Adj_H18+_Pop	38,693
% Adj_H18+_Pop	28.62%
dj_NH18+_DOJ_Wht	44,615

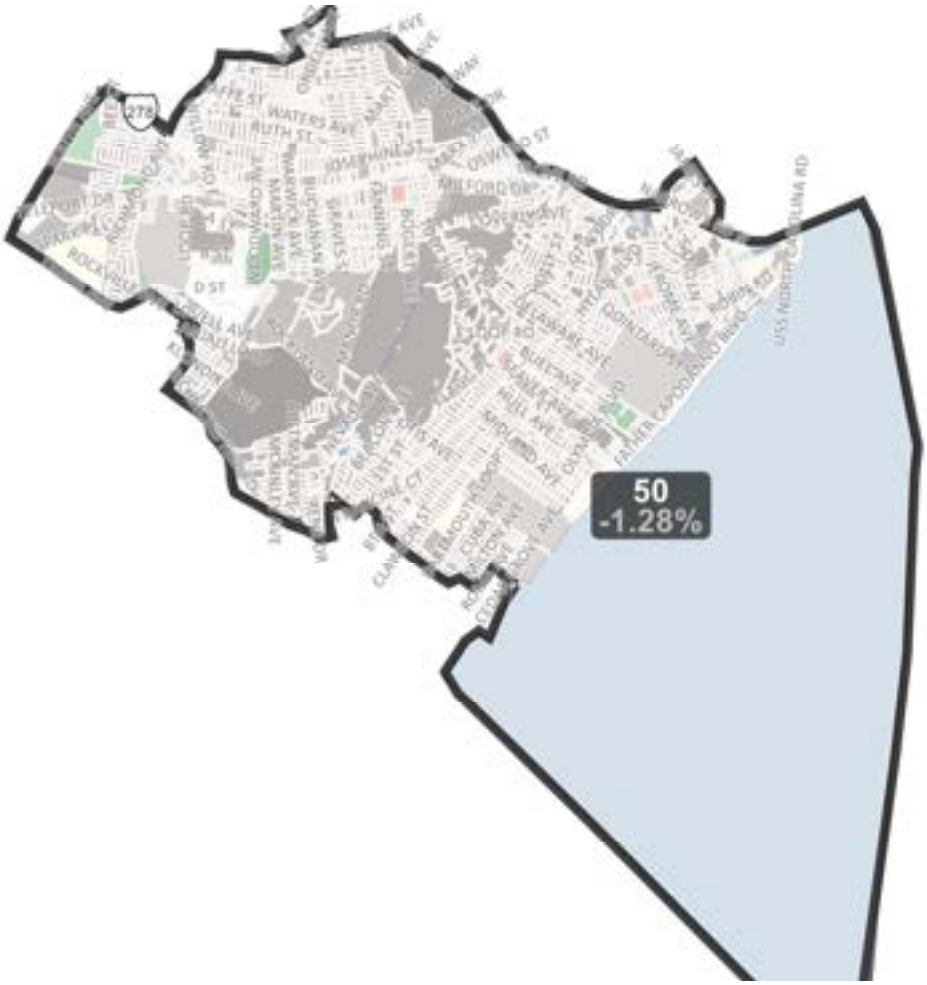

Polsby Popper	0.41
Perimeter	31.98
Reock	0.41
Adj_Hispanic Origin	25,016
Adj_Hispanic Origin	14.66%
Adj_NH_DOJ_Wht	107,112
% Adj_NH_DOJ_Wht	62.76%
Adj_NH_DOJ_Blk	6,779
% Adj_NH_DOJ_Blk	3.97%
Adj_NH_DOJ_Ind	434
% Adj_NH_DOJ_Ind	0.25%
Adj_NH_DOJ_Asn	28,903
% Adj_NH_DOJ_Asn	16.94%
Adj_NH_DOJ_Hwn	87
% Adj_NH_DOJ_Hwn	0.05%
Adj_NH_DOJ_Oth	1,654
% Adj_NH_DOJ_Oth	0.97%
Adj_18+_Pop	135,956
% Adj_18+_Pop	79.66%
Adj_H18+_Pop	18,017
% Adj_H18+_Pop	13.25%
dj_NH18+_DOJ_Wht	88,143
dj_NH18+_DOJ_Wht	64.83%
Adj_NH18+_DOJ_Blk	5,213
Adj_NH18+_DOJ_Blk	3.83%
dj_NH18+_DOJ_Ind	344
dj_NH18+_DOJ_Ind	0.25%
dj_NH18+_DOJ_Asn	22,518
dj_NH18+_DOJ_Asn	16.56%
fj_NH18+_DOJ_Hwn	73
fj_NH18+_DOJ_Hwn	0.05%
dj_NH18+_DOJ_Oth	1,173
dj_NH18+_DOJ_Oth	0.86%

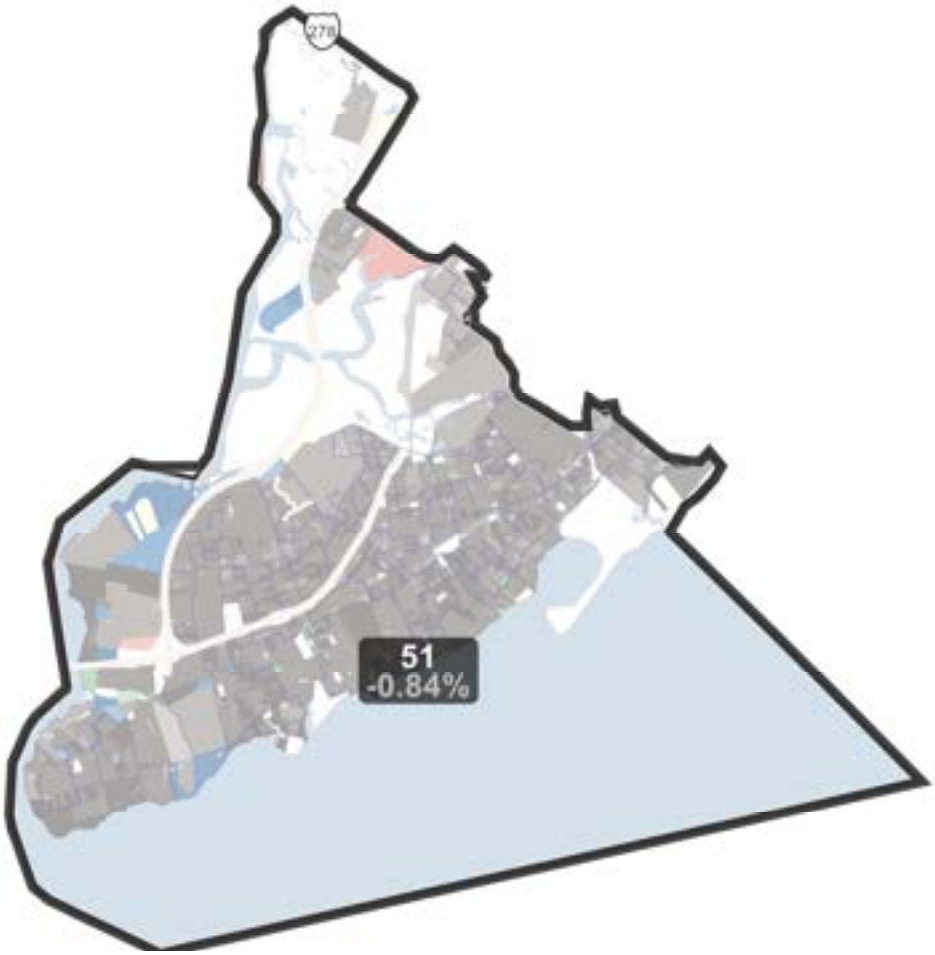

Polsby Popper	0.44
Perimeter	39.68
Reock	0.43
Adj_Hispanic Origin	19,170
Adj_Hispanic Origin	11.18%
Adj_NH_DOJ_Wht	131,724
% Adj_NH_DOJ_Wht	76.84%
Adj_NH_DOJ_Blk	2,333
% Adj_NH_DOJ_Blk	1.36%
Adj_NH_DOJ_Ind	508
% Adj_NH_DOJ_Ind	0.3%
Adj_NH_DOJ_Asn	15,757
% Adj_NH_DOJ_Asn	9.19%
Adj_NH_DOJ_Hwn	47
% Adj_NH_DOJ_Hwn	0.03%
Adj_NH_DOJ_Oth	1,505
% Adj_NH_DOJ_Oth	0.88%
Adj_18+_Pop	136,790
% Adj_18+_Pop	79.79%
Adj_H18+_Pop	13,640
% Adj_H18+_Pop	9.97%
dj_NH18+_DOJ_Wht	107,843
dj_NH18+_DOJ_Wht	78.84%
Adj_NH18+_DOJ_Blk	1,706
Adj_NH18+_DOJ_Blk	1.25%
dj_NH18+_DOJ_Ind	377
dj_NH18+_DOJ_Ind	0.28%
dj_NH18+_DOJ_Asn	11,873
dj_NH18+_DOJ_Asn	8.68%
j_NH18+_DOJ_Hwn	41
j_NH18+_DOJ_Hwn	0.03%
dj_NH18+_DOJ_Oth	1,038
dj_NH18+_DOJ_Oth	0.76%